



Challenge TLK M01 50' 2 tps

resultats


5' qualifs GROUPE 1

18/01/2025 - 14:19

Cl	Kart	Pilote	Ecart	Meilleur Tour	Tours
1	14	DAVID HEMERYD1		1:04.746	6
2	5	ROMAIN HUBERTD1	0.011	1:04.757	6
3	3	JEREMY BILLETD1	0.133	1:04.879	6
4	4	JULIEN-P. LEMONNIER D1	0.752	1:05.498	6
5	21	NICOLAS QUIBELD1	0.755	1:05.501	6
6	8	ALEXANDRE JOUAND1	0.956	1:05.702	6
7	10	LOÏC BLAISED1	1.000	1:05.746	6
8	16	JEAN FRANCOIS TESSIERD2	1.021	1:05.767	6
9	20	XAVIER MICHELD1	1.200	1:05.946	6
10	1	DAVID LEBLEDD1	1.342	1:06.088	6
11	18	THOMAS ROQUIGNYD1	1.651	1:06.397	6
12	2	FREDERIC GOUBETD1	1.683	1:06.429	6
13	6	WILFRIED HINFRAYD1	2.038	1:06.784	6
14	7	FABRICE TROHAYD1	2.318	1:07.064	6

Historique des temps

Kart	Pilote	1	2	3	4	5	6	7	8	9	10	Moy.
14	DAVID HEMERYD1	-	1:06.748	1:05.807	1:05.574	1:05.395	1:04.746					1:05.654
5	ROMAIN HUBERTD1	-	1:06.903	1:05.862	1:06.392	1:05.704	1:04.757					1:05.923
3	JEREMY BILLETD1	-	1:06.391	1:06.056	1:05.109	1:08.567	1:04.879					1:06.200
4	JULIEN-P. LEMONNIER D1	-	1:06.647	1:06.803	1:11.960	1:05.498	1:05.532					1:07.288
21	NICOLAS QUIBELD1	-	1:06.915	1:06.682	1:05.552	1:06.336	1:05.501					1:06.197
8	ALEXANDRE JOUAN	-	1:07.095	1:06.029	1:06.083	1:05.702	1:06.937					1:06.369
10	LOÏC BLAISED1	-	1:07.504	1:05.928	1:05.935	1:06.629	1:05.746					1:06.348
16	JEAN FRANCOIS TESSIERD2	-	1:06.972	1:06.370	1:06.804	1:05.908	1:05.767					1:06.364
20	XAVIER MICHELD1	-	1:08.904	1:08.123	1:06.398	1:05.946	1:06.247					1:07.123
1	DAVID LEBLEDD1	-	1:07.374	1:06.913	1:07.681	1:06.679	1:06.088					1:06.947
18	THOMAS ROQUIGNY	-	1:08.626	1:07.408	1:06.780	1:06.776	1:06.397					1:07.197
2	FREDERIC GOUBETI	-	1:07.981	1:08.464	1:06.548	1:06.786	1:06.429					1:07.241
6	WILFRIED HINFRAY	-	1:07.331	1:07.099	1:07.153	1:07.209	1:06.784					1:07.115
7	FABRICE TROHAYD1	-	1:08.551	1:07.308	1:07.558	1:07.913	1:07.064					1:07.678



Challenge TLK M01 50' 2 tps

resultats


5' qualifs GROUPE 2

18/01/2025 - 14:30

Clt	Kart	Pilote	Ecart	Meilleur Tour	Tours
1	14	CHRISTOPHE LEVASSEURD2		1:06.589	6
2	8	ANTHONY HURED2	0.227	1:06.816	6
3	5	QUENTIN VERMEULEND2	0.373	1:06.962	5
4	3	GUILLAUME LECLERCD2	0.464	1:07.053	5
5	16	GUILLAUME RODRIGUESD2	0.481	1:07.070	6
6	6	VALENTIN DAVIDD2	0.636	1:07.225	6
7	2	FLORENT MOREAUD2	0.842	1:07.431	5
8	20	VALENTIN VERMEULEND2	1.006	1:07.595	5
9	21	LEANDRE YGOUTD2	1.009	1:07.598	5
10	18	RAPHAEL HEMERYD2	2.262	1:08.851	5
11	4	JEAN-SEBASTIEN MARCD2	2.369	1:08.958	6
12	7	FABRICE LEVASSEURD2	2.976	1:09.565	6
13	1	DAVID DUMONTD2	7.566	1:14.155	5
14	10	KEVIN PEPINOD2	10.886	1:17.475	5

Historique des temps

Kart	Pilote	1	2	3	4	5	6	7	8	9	10	Moy.
14	CHRISTOPHE LEVAS	-	1:08.128	1:10.545	1:08.275	1:06.589	1:06.756					1:08.058
8	ANTHONY HURED2	-	1:08.399	1:08.790	1:09.815	1:07.497	1:06.816					1:08.263
5	QUENTIN VERMEULI	-	1:07.625	1:07.419	1:06.962	1:08.041						1:07.511
3	GUILLAUME LECLEF	-	1:07.053	1:08.975	1:07.601	1:07.210						1:07.709
16	GUILLAUME RODRIG	-	1:08.233	1:07.070	1:09.129	1:11.001	1:07.597					1:08.606
6	VALENTIN DAVIDD2	-	1:08.383	1:07.225	1:11.047	1:07.573	1:09.064					1:08.658
2	FLORENT MOREAUC	-	1:07.569	1:08.341	1:07.651	1:07.431						1:07.748
20	VALENTIN VERMEUL	-	1:10.985	1:08.294	1:07.595	1:13.213						1:10.021
21	LEANDRE YGOUTD2	-	1:08.809	1:08.237	1:07.598	1:07.727						1:08.092
18	RAPHAEL HEMERYD	-	1:11.980	1:10.130	1:08.980	1:08.851						1:09.985
4	JEAN-SEBASTIEN M.	-	1:10.089	1:08.981	1:09.592	1:08.958	1:09.954					1:09.514
7	FABRICE LEVASSEU	-	1:13.502	1:12.083	1:09.565	1:09.800	1:09.978					1:10.985
1	DAVID DUMONTD2	-	1:15.053	1:22.969	1:15.225	1:14.155						1:16.850
10	KEVIN PEPINOD2	-	1:20.795	1:18.183	1:17.475	1:18.041						1:18.623



Challenge TLK M01 50' 2 tps

resultats

résultats qualifs

Clt	Pilote	5' qualifs GROUPE 1	5' qualifs GROUPE 2
1	DAVID HEMERYD1	1:04.746	
2	ROMAIN HUBERTD1	1:04.757	
3	JEREMY BILLETD1	1:04.879	
4	JULIEN-P. LEMONNIER D1	1:05.498	
5	NICOLAS QUIBELD1	1:05.501	
6	ALEXANDRE JOUAND1	1:05.702	
7	LOÏC BLAISD1	1:05.746	
8	JEAN FRANCOIS TESSIERD2	1:05.767	
9	XAVIER MICHELD1	1:05.946	
10	DAVID LEBLEDD1	1:06.088	
11	THOMAS ROQUIGNYD1	1:06.397	
12	FREDERIC GOUBETD1	1:06.429	
13	CHRISTOPHE LEVASSEURD2		1:06.589
14	WILFRIED HINFRAYD1	1:06.784	
15	ANTHONY HURED2		1:06.816
16	QUENTIN VERMEULEND2		1:06.962
17	GUILLAUME LECLERCD2		1:07.053
18	FABRICE TROHAYD1	1:07.064	
19	GUILLAUME RODRIGUESD2		1:07.070
20	VALENTIN DAVIDD2		1:07.225
21	FLORENT MOREAUD2		1:07.431
22	VALENTIN VERMEULEND2		1:07.595
23	LEANDRE YGOUTD2		1:07.598
24	RAPHAEL HEMERYD2		1:08.851
25	JEAN-SEBASTIEN MARCD2		1:08.958
26	FABRICE LEVASSEURD2		1:09.565
27	DAVID DUMONTD2		1:14.155
28	KEVIN PEPINOD2		1:17.475



Challenge TLK M01 50' 2 tps

resultats


Course 1 Finale B

18/01/2025 - 14:59

Clit	Kart	Pilote	Tours	Ecart	Interv.	Meilleur Tour	km/h	Points
1	3	VALENTIN DAVIDD2	14			1:05.622	65.00	16
2	4	FLORENT MOREAUD2	14	1.976	1.976	1:05.500	64.86	15
3	8	ANTHONY HURED2	14	2.784	0.808	1:05.828	64.81	14
4	2	GUILLAUME RODRIGUESD2	14	5.115	2.331	1:05.547	64.65	10
5	7	FABRICE TROHAYD1	14	5.672	0.557	1:05.925	64.61	9
6	14	QUENTIN VERMEULEND2	14	6.556	0.884	1:05.594	64.55	8
7	1	GUILLAUME LECLERCD2	14	10.567	4.011	1:06.089	64.27	7
8	21	LEANDRE YGOUTD2	14	23.058	12.491	1:06.856	63.43	6
9	5	RAPHAEL HEMERYD2	14	30.186	7.128	1:07.033	62.96	5
10	18	JEAN-SEBASTIEN MARCD2	14	52.174	21.988	1:08.669	61.55	4
11	6	FABRICE LEVASSEURD2	14	1:00.120	7.946	1:09.219	61.06	3
12	20	DAVID DUMONTD2	13	1 Tour	1 Tour	1:11.933	58.41	2
13	10	VALENTIN VERMEULEND2	13	1 Tour	6.574	1:07.976	58.02	1
14	16	KEVIN PEPINOD2	13	1 Tour	23.844	1:14.122	56.62	0,1

Historique des temps

Kart	Pilote	1	2	3	4	5	6	7	8	9	10	Moy.
3	VALENTIN DAVIDD2	1:09.567 1:06.243	1:06.169 1:05.647	1:08.046 1:05.809	1:06.078 1:05.681	1:06.268	1:06.356	1:05.788	1:05.622	1:06.058	1:06.597	1:06.423
4	FLORENT MOREAUC	1:10.109 1:06.276	1:06.317 1:06.213	1:08.012 1:05.500	1:06.461 1:05.699	1:06.259	1:05.927	1:06.582	1:06.389	1:06.562	1:05.554	1:06.561
8	ANTHONY HURED2	1:08.868 1:06.768	1:06.457 1:06.041	1:06.145 1:06.855	1:06.599 1:05.867	1:06.146	1:06.496	1:05.828	1:06.351	1:07.321	1:07.484	1:06.659
2	GUILLAUME RODRIGUES	1:10.820 1:06.359	1:06.284 1:07.805	1:07.387 1:07.037	1:06.445 1:05.714	1:05.997	1:06.061	1:06.757	1:06.258	1:06.685	1:05.547	1:06.796
7	FABRICE TROHAYD1	1:09.161 1:06.796	1:06.527 1:05.925	1:07.687 1:06.427	1:06.274 1:06.218	1:06.323	1:06.511	1:06.532	1:07.619	1:06.685	1:07.068	1:06.839
14	QUENTIN VERMEULI	1:10.833 1:07.608	1:08.184 1:06.857	1:07.014 1:05.594	1:06.587 1:05.690	1:05.828	1:06.818	1:06.554	1:06.693	1:06.887	1:05.789	1:06.924
1	GUILLAUME LECLEF	1:09.109 1:09.676	1:06.704 1:06.786	1:08.217 1:06.807	1:08.006 1:06.564	1:06.089	1:06.599	1:06.208	1:06.175	1:06.796	1:07.057	1:07.199
21	LEANDRE YGOUTD2	1:13.683 1:07.207	1:09.095 1:07.320	1:08.409 1:07.560	1:07.716 1:06.958	1:08.115	1:06.856	1:07.398	1:07.548	1:07.576	1:07.162	1:08.043
5	RAPHAEL HEMERYD	1:11.836 1:08.034	1:15.537 1:07.626	1:08.838 1:07.275	1:08.146 1:07.990	1:08.158	1:07.237	1:07.149	1:07.359	1:07.404	1:07.033	1:08.544
18	JEAN-SEBASTIEN M.	1:15.842 1:09.034	1:10.259 1:09.625	1:09.490 1:12.339	1:09.811 1:09.777	1:08.669	1:08.786	1:09.300	1:10.111	1:09.507	1:08.741	1:10.092
6	FABRICE LEVASSEU	1:13.799 1:09.332	1:11.596 1:09.219	1:11.640 1:10.727	1:10.082 1:12.350	1:10.902	1:09.284	1:10.324	1:09.580	1:09.591	1:10.192	1:10.615
20	DAVID DUMONTD2	1:18.163 1:12.913	1:14.786 1:12.540	1:13.725 1:13.002	1:12.425	1:12.932	1:12.744	1:11.933	1:12.527	1:15.025	1:14.315	1:13.617
10	VALENTIN VERMEUL	1:11.714 1:29.448	1:29.684 1:11.282	1:29.075 1:10.258	1:09.704	1:09.476	1:07.976	1:08.832	1:08.183	1:10.551	1:11.144	1:14.409
16	KEVIN PEPINOD2	1:16.910 1:15.579	1:15.639 1:15.132	1:15.951 1:19.146	1:14.133	1:14.122	1:15.348	1:15.602	1:17.493	1:16.505	1:16.025	1:15.968



Challenge TLK M01 50' 2 tps

resultats


Course 1 Finale A

18/01/2025 - 15:18

Clit	Kart	Pilote	Tours	Ecart	Interv.	Meilleur Tour	km/h	Points
1	1	JEREMY BILLETD1	14			1:04.231	66.59	30
2	14	ROMAIN HUBERTD1	14	4.576	4.576	1:04.457	66.25	29
3	8	DAVID HEMERYD1	14	6.636	2.060	1:04.590	66.10	28
4	2	NICOLAS QUIBELD1	14	9.350	2.714	1:04.478	65.91	27
5	7	JULIEN-P. LEMONNIER D1	14	11.515	2.165	1:04.697	65.75	26
6	3	ALEXANDRE JOUAND1	14	11.723	0.208	1:04.704	65.74	25
7	4	LOÏC BLAISED1	14	14.144	2.421	1:04.609	65.57	24
8	10	JEAN FRANCOIS TESSIERD2	14	19.724	5.580	1:04.958	65.17	23
9	5	DAVID LEBLEDD1	14	20.015	0.291	1:05.290	65.15	22
10	6	FREDERIC GOUBETD1	14	22.584	2.569	1:05.127	64.97	18
11	18	THOMAS ROQUIGNYD1	14	23.214	0.630	1:05.291	64.93	17
12	21	XAVIER MICHELD1	14	23.756	0.542	1:04.940	64.89	13
13	20	CHRISTOPHE LEVASSEURD2	14	24.450	0.694	1:05.141	64.84	12
14	16	WILFRIED HINFRAYD1	14	26.532	2.082	1:05.312	64.70	11

Historique des temps

Kart	Pilote	1	2	3	4	5	6	7	8	9	10	Moy.
1	JEREMY BILLETD1	1:07.374	1:05.805	1:05.203	1:04.846	1:04.840	1:04.494	1:04.623	1:04.678	1:04.356	1:04.458	1:04.862
		1:04.510	1:04.231	1:04.276	1:04.385							
14	ROMAIN HUBERTD1	1:07.503	1:05.386	1:05.583	1:05.515	1:05.436	1:05.116	1:04.776	1:05.034	1:04.733	1:04.739	1:05.203
		1:04.764	1:04.750	1:05.060	1:04.457							
8	DAVID HEMERYD1	1:07.013	1:05.778	1:06.171	1:07.102	1:05.070	1:04.713	1:05.494	1:04.637	1:04.590	1:05.178	1:05.352
		1:04.705	1:04.802	1:04.665	1:05.013							
2	NICOLAS QUIBELD1	1:08.240	1:05.480	1:05.130	1:07.188	1:05.082	1:04.714	1:05.317	1:05.773	1:05.492	1:05.923	1:05.517
		1:04.935	1:04.478	1:04.618	1:04.871							
7	JULIEN-P. LEMONNIER D1	1:07.769	1:05.757	1:06.346	1:06.897	1:05.177	1:05.217	1:05.465	1:05.285	1:05.262	1:05.685	1:05.684
		1:05.133	1:04.786	1:04.697	1:06.112							
3	ALEXANDRE JOUAN	1:08.725	1:05.548	1:05.808	1:06.441	1:05.074	1:04.767	1:05.019	1:05.798	1:04.922	1:06.487	1:05.688
		1:05.550	1:04.704	1:05.015	1:05.784							
4	LOÏC BLAISED1	1:08.939	1:08.555	1:06.038	1:05.869	1:05.571	1:04.996	1:05.416	1:04.958	1:05.253	1:05.373	1:05.844
		1:05.269	1:04.609	1:05.389	1:05.586							
10	JEAN FRANCOIS TESSIERD2	1:09.143	1:08.694	1:09.325	1:05.796	1:05.697	1:05.231	1:05.058	1:05.720	1:05.399	1:06.418	1:06.247
		1:05.592	1:04.958	1:05.157	1:05.283							
5	DAVID LEBLEDD1	1:09.875	1:07.037	1:06.894	1:06.327	1:06.073	1:05.929	1:05.551	1:05.319	1:05.846	1:05.812	1:06.231
		1:06.008	1:05.565	1:05.710	1:05.290							
6	FREDERIC GOUBETD1	1:11.196	1:06.481	1:07.200	1:05.867	1:06.401	1:05.259	1:05.459	1:05.127	1:05.992	1:06.477	1:06.384
		1:06.021	1:06.106	1:06.078	1:05.715							
18	THOMAS ROQUIGNYD1	1:09.419	1:08.236	1:09.324	1:06.065	1:05.451	1:06.274	1:05.878	1:05.881	1:05.291	1:05.573	1:06.439
		1:05.669	1:05.408	1:05.981	1:05.704							
21	XAVIER MICHELD1	1:09.058	1:09.596	1:07.187	1:05.869	1:06.137	1:07.233	1:05.684	1:05.592	1:05.461	1:04.940	1:06.502
		1:05.598	1:06.314	1:05.847	1:06.514							
20	CHRISTOPHE LEVASSEURD2	1:10.231	1:06.220	1:09.561	1:06.298	1:05.515	1:07.354	1:05.657	1:05.966	1:05.504	1:05.141	1:06.505
		1:05.872	1:05.694	1:05.808	1:06.252							
16	WILFRIED HINFRAYD1	1:11.348	1:06.951	1:08.447	1:06.617	1:06.517	1:06.054	1:05.789	1:06.447	1:06.351	1:05.553	1:06.655
		1:06.119	1:05.672	1:06.003	1:05.312							



Challenge TLK M01 50' 2 tps

resultats

Classement course 1

Cl	Pilote	Points	Course 1 Finale B	Course 1 Finale A
1	JEREMY BILLETD1	30	-	30
2	ROMAIN HUBERTD1	29	-	29
3	DAVID HEMERYD1	28	-	28
4	NICOLAS QUIBELD1	27	-	27
5	JULIEN-P. LEMONNIER D1	26	-	26
6	ALEXANDRE JOUAND1	25	-	25
7	LOÏC BLAISED1	24	-	24
8	JEAN FRANCOIS TESSIERD2	23	-	23
9	DAVID LEBLEDD1	22	-	22
10	FREDERIC GOUBETD1	18	-	18
11	THOMAS ROQUIGNYD1	17	-	17
12	VALENTIN DAVIDD2	16	16	-
13	FLORENT MOREAUD2	15	15	-
14	ANTHONY HURED2	14	14	-
15	XAVIER MICHELD1	13	-	13
16	CHRISTOPHE LEVASSEURD2	12	-	12
17	WILFRIED HINFRAYD1	11	-	11
18	GUILLAUME RODRIGUESD2	10	10	-
19	FABRICE TROHAYD1	9	9	-
20	QUENTIN VERMEULEND2	8	8	-
21	GUILLAUME LECLERCD2	7	7	-
22	LEANDRE YGOUTD2	6	6	-
23	RAPHAEL HEMERYD2	5	5	-
24	JEAN-SEBASTIEN MARCD2	4	4	-
25	FABRICE LEVASSEURD2	3	3	-
26	DAVID DUMONTD2	2	2	-
27	VALENTIN VERMEULEND2	1	1	-
28	KEVIN PEPINOD2	0,1	0,1	-



Challenge TLK M01 50' 2 tps

resultats


Course 2 - Finale B

18/01/2025 - 15:56

Cl	Kart	Pilote	Tours	Ecart	Interv.	Meilleur Tour	km/h	Points
1	8	XAVIER MICHELD1	14			1:05.481	65.33	16
2	14	CHRISTOPHE LEVASSEURD2	14	6.241	6.241	1:05.339	64.89	15
3	3	QUENTIN VERMEULEND2	14	6.670	0.429	1:05.337	64.86	14
4	1	WILFRIED HINFRAYD1	14	8.053	1.383	1:05.469	64.77	10
5	7	GUILLAUME RODRIGUESD2	14	13.464	5.411	1:05.943	64.39	9
6	2	FABRICE TROHAYD1	14	16.767	3.303	1:05.892	64.17	8
7	10	LEANDRE YGOUTD2	14	18.092	1.325	1:06.059	64.08	7
8	4	GUILLAUME LECLERCD2	14	19.899	1.807	1:05.887	63.95	6
9	21	RAPHAEL HEMERYD2	14	21.140	1.241	1:06.692	63.87	5
10	5	JEAN-SEBASTIEN MARCD2	14	29.797	8.657	1:06.904	63.29	4
11	20	VALENTIN VERMEULEND2	14	33.822	4.025	1:06.964	63.03	3
12	18	FABRICE LEVASSEURD2	14	43.832	10.010	1:07.901	62.38	2
13	6	DAVID DUMONTD2	13	1 Tour	1 Tour	1:10.998	59.36	1
14	16	KEVIN PEPINOD2	12	2 Tours	1 Tour	1:14.587	54.81	0,1

Historique des temps

Kart	Pilote	1	2	3	4	5	6	7	8	9	10	Moy.
8	XAVIER MICHELD1	1:08.989	1:06.523	1:06.507	1:05.990	1:05.586	1:05.811	1:05.886	1:06.238	1:05.805	1:05.613	1:06.127
		1:05.606	1:06.224	1:05.481	1:05.519							
14	CHRISTOPHE LEVAS	1:09.832	1:07.552	1:06.768	1:06.884	1:05.951	1:05.826	1:06.184	1:05.339	1:06.986	1:06.002	1:06.572
		1:05.811	1:07.353	1:05.685	1:05.841							
3	QUENTIN VERMEULI	1:11.582	1:07.831	1:07.003	1:06.760	1:05.801	1:05.917	1:05.389	1:06.731	1:06.588	1:05.433	1:06.569
		1:05.777	1:06.175	1:05.650	1:05.337							
1	WILFRIED HINFRAYD	1:10.379	1:07.304	1:06.476	1:09.104	1:05.662	1:05.928	1:05.636	1:07.318	1:06.811	1:05.824	1:06.690
		1:05.571	1:06.382	1:05.807	1:05.469							
7	GUILLAUME RODRIC	1:10.545	1:07.125	1:07.148	1:09.110	1:05.943	1:07.228	1:07.141	1:05.984	1:06.544	1:06.032	1:07.068
		1:06.256	1:06.373	1:06.773	1:06.763							
2	FABRICE TROHAYD1	1:10.041	1:06.815	1:06.864	1:10.405	1:06.518	1:05.892	1:08.053	1:07.066	1:06.388	1:06.289	1:07.299
		1:06.640	1:06.223	1:06.914	1:08.088							
10	LEANDRE YGOUTD2	1:11.542	1:07.680	1:07.283	1:07.356	1:07.250	1:06.493	1:06.759	1:07.478	1:06.126	1:07.509	1:07.363
		1:06.376	1:06.059	1:06.464	1:08.714							
4	GUILLAUME LECLEF	1:10.402	1:07.584	1:06.627	1:09.392	1:06.716	1:06.457	1:07.405	1:07.110	1:11.319	1:06.471	1:07.508
		1:05.887	1:06.594	1:06.438	1:06.715							
21	RAPHAEL HEMERYD	1:11.053	1:07.449	1:07.254	1:08.736	1:07.558	1:06.722	1:06.692	1:07.318	1:07.203	1:07.028	1:07.572
		1:07.363	1:06.966	1:07.363	1:07.311							
5	JEAN-SEBASTIEN M.	1:12.283	1:08.629	1:09.332	1:08.591	1:07.809	1:07.892	1:07.817	1:08.119	1:07.481	1:07.816	1:08.178
		1:07.170	1:07.634	1:06.904	1:07.021							
20	VALENTIN VERMEUL	1:12.394	1:09.033	1:07.468	1:08.068	1:08.326	1:08.007	1:07.994	1:08.078	1:08.015	1:08.942	1:08.431
		1:08.544	1:07.886	1:06.964	1:08.317							
18	FABRICE LEVASSEU	1:13.752	1:09.772	1:08.650	1:10.049	1:08.775	1:09.289	1:08.550	1:09.447	1:08.599	1:08.401	1:09.155
		1:07.901	1:07.909	1:08.116	1:08.969							
6	DAVID DUMONTD2	1:16.699	1:12.708	1:10.998	1:12.936	1:12.616	1:13.396	1:13.922	1:12.636	1:11.871	1:11.199	1:12.622
		1:12.158	1:11.214	1:11.734								
16	KEVIN PEPINOD2	1:17.472	1:14.745	1:17.221	1:15.274	1:15.838	1:15.303	1:14.789	1:14.671	1:16.299	1:51.539	1:18.602
		1:14.587	1:15.487									



Challenge TLK M01 50' 2 tps

resultats

Course 2 - Finale A

18/01/2025 - 16:16

Clit	Kart	Pilote	Tours	Ecart	Interv.	Meilleur Tour	km/h	Points
1	7	NICOLAS QUIBELD1	14			1:04.621	66.04	30
2	8	JEREMY BILLETD1	14	3.491	3.491	1:04.580	65.79	29
3	14	ROMAIN HUBERTD1	14	3.498	0.007	1:04.527	65.78	28
4	2	JULIEN-P. LEMONNIER D1	14	4.188	0.690	1:04.614	65.74	27
5	1	DAVID HEMERYD1	14	4.371	0.183	1:04.541	65.72	26
6	10	JEAN FRANCOIS TESSIERD2	14	5.961	1.590	1:04.588	65.61	25
7	4	LOÏC BLAISED1	14	6.237	0.276	1:04.824	65.59	24
8	3	ALEXANDRE JOUAND1	14	6.388	0.151	1:04.856	65.58	23
9	20	FLORENT MOREAUD2	14	9.445	3.057	1:05.242	65.36	22
10	5	FREDERIC GOUBETD1	14	9.872	0.427	1:04.876	65.33	18
11	21	DAVID LEBLEDD1	14	10.215	0.343	1:04.851	65.31	17
12	18	THOMAS ROQUIGNYD1	14	13.047	2.832	1:05.441	65.11	13
13	6	VALENTIN DAVIDD2	14	13.932	0.885	1:05.265	65.05	12
14	16	ANTHONY HURED2	14	18.409	4.477	1:05.399	64.73	11

Historique des temps

Kart	Pilote	1	2	3	4	5	6	7	8	9	10	Moy.
7	NICOLAS QUIBELD1	1:08.191	1:06.758	1:05.506	1:04.750	1:05.603	1:04.918	1:05.761	1:05.023	1:04.965	1:04.621	1:05.402
		1:04.883	1:04.868	1:04.921	1:04.867							
8	JEREMY BILLETD1	1:09.957	1:05.863	1:05.222	1:04.861	1:05.431	1:05.099	1:05.510	1:06.464	1:05.864	1:05.041	1:05.641
		1:04.675	1:04.606	1:04.580	1:05.802							
14	ROMAIN HUBERTD1	1:08.695	1:07.065	1:05.189	1:04.527	1:05.726	1:05.100	1:05.663	1:06.068	1:05.517	1:05.000	1:05.641
		1:04.665	1:04.821	1:04.910	1:06.041							
2	JULIEN-P. LEMONNIER D1	1:08.233	1:06.338	1:05.028	1:05.538	1:05.350	1:05.334	1:06.227	1:06.166	1:06.039	1:05.037	1:05.713
		1:04.614	1:05.559	1:05.189	1:05.331							
1	DAVID HEMERYD1	1:09.660	1:06.608	1:05.824	1:05.186	1:04.959	1:05.037	1:04.983	1:06.204	1:05.828	1:05.491	1:05.715
		1:04.541	1:05.105	1:05.524	1:05.069							
10	JEAN FRANCOIS TESSIERD2	1:10.950	1:05.183	1:05.744	1:05.578	1:05.266	1:04.588	1:04.914	1:06.402	1:05.751	1:05.610	1:05.806
		1:05.025	1:05.543	1:05.253	1:05.487							
4	LOÏC BLAISED1	1:11.095	1:06.372	1:05.862	1:05.416	1:05.237	1:05.462	1:04.939	1:04.956	1:06.165	1:05.019	1:05.826
		1:04.824	1:05.020	1:05.429	1:05.781							
3	ALEXANDRE JOUAND1	1:08.273	1:06.759	1:05.226	1:04.994	1:05.433	1:05.558	1:05.997	1:07.295	1:06.750	1:04.856	1:05.875
		1:04.947	1:05.189	1:05.273	1:05.701							
20	FLORENT MOREAUD2	1:10.765	1:06.866	1:05.555	1:05.349	1:05.242	1:05.447	1:05.355	1:05.366	1:05.584	1:06.259	1:06.012
		1:05.307	1:05.431	1:06.045	1:05.609							
5	FREDERIC GOUBETD1	1:10.998	1:07.185	1:05.927	1:05.985	1:05.202	1:04.876	1:05.018	1:05.380	1:06.084	1:05.869	1:06.068
		1:05.554	1:05.485	1:05.736	1:05.660							
21	DAVID LEBLEDD1	1:11.589	1:07.050	1:06.351	1:05.726	1:05.752	1:05.435	1:05.317	1:05.363	1:05.555	1:05.753	1:06.090
		1:04.851	1:05.099	1:05.769	1:05.659							
18	THOMAS ROQUIGNYD1	1:11.596	1:06.928	1:06.553	1:05.805	1:05.623	1:05.701	1:05.588	1:05.441	1:05.784	1:05.726	1:06.276
		1:05.572	1:05.992	1:05.931	1:05.624							
6	VALENTIN DAVIDD2	1:11.855	1:06.898	1:06.824	1:06.153	1:05.576	1:05.265	1:05.632	1:06.017	1:05.335	1:06.165	1:06.339
		1:06.026	1:06.012	1:05.538	1:05.462							
16	ANTHONY HURED2	1:12.313	1:07.158	1:07.022	1:06.606	1:06.626	1:05.984	1:05.399	1:05.947	1:06.017	1:06.134	1:06.653
		1:05.755	1:05.574	1:06.717	1:05.900							




Challenge TLK M01 50' 2 tps

resultats

Classement course 2

Cl	Pilote	Points	Course 2 - Finale B	Course 2 - Finale A
1	NICOLAS QUIBELD1	30	-	30
2	JEREMY BILLETD1	29	-	29
3	ROMAIN HUBERTD1	28	-	28
4	JULIEN-P. LEMONNIER D1	27	-	27
5	DAVID HEMERYD1	26	-	26
6	JEAN FRANCOIS TESSIERD2	25	-	25
7	LOÏC BLAISED1	24	-	24
8	ALEXANDRE JOUAND1	23	-	23
9	FLORENT MOREAUD2	22	-	22
10	FREDERIC GOUBETD1	18	-	18
11	DAVID LEBLEDD1	17	-	17
12	XAVIER MICHELD1	16	16	-
13	CHRISTOPHE LEVASSEURD2	15	15	-
14	QUENTIN VERMEULEND2	14	14	-
15	THOMAS ROQUIGNYD1	13	-	13
16	VALENTIN DAVIDD2	12	-	12
17	ANTHONY HURED2	11	-	11
18	WILFRIED HINFRAYD1	10	10	-
19	GUILLAUME RODRIGUESD2	9	9	-
20	FABRICE TROHAYD1	8	8	-
21	LEANDRE YGOUTD2	7	7	-
22	GUILLAUME LECLERCD2	6	6	-
23	RAPHAEL HEMERYD2	5	5	-
24	JEAN-SEBASTIEN MARCD2	4	4	-
25	VALENTIN VERMEULEND2	3	3	-
26	FABRICE LEVASSEURD2	2	2	-
27	DAVID DUMONTD2	1	1	-
28	KEVIN PEPINOD2	0,1	0,1	-



Challenge TLK M01 50' 2 tps

resultats


Course 3 - Finale B

18/01/2025 - 16:47

Clit	Kart	Pilote	Tours	Ecart	Interv.	Meilleur Tour	km/h	Points
1	20	VALENTIN DAVIDD2	14			1:04.956	65.62	16
2	18	WILFRIED HINFRAYD1	14	2.298	2.298	1:05.343	65.46	15
3	6	ANTHONY HURED2	14	6.221	3.923	1:05.533	65.18	14
4	16	THOMAS ROQUIGNYD1	14	6.322	0.101	1:05.421	65.17	10
5	4	GUILLAUME LECLERCD2	14	12.015	5.693	1:05.443	64.78	9
6	21	FABRICE TROHAYD1	14	14.332	2.317	1:05.879	64.62	8
7	5	GUILLAUME RODRIGUESD2	14	14.936	0.604	1:05.602	64.57	7
8	10	LEANDRE YGOUTD2	14	18.217	3.281	1:06.154	64.35	6
9	3	RAPHAEL HEMERYD2	14	27.694	9.477	1:06.006	63.71	5
10	2	JEAN-SEBASTIEN MARCD2	14	38.163	10.469	1:07.165	63.01	4
11	7	VALENTIN VERMEULEND2	14	40.065	1.902	1:06.899	62.89	3
12	1	FABRICE LEVASSEURD2	14	41.895	1.830	1:07.074	62.77	2
13	14	DAVID DUMONTD2	13	1 Tour	1 Tour	1:09.553	59.68	1
14	8	KEVIN PEPINOD2	13	1 Tour	40.079	1:13.877	57.24	0,1

Historique des temps

Kart	Pilote	1	2	3	4	5	6	7	8	9	10	Moy.
20	VALENTIN DAVIDD2	1:07.850	1:05.904	1:05.965	1:05.737	1:05.392	1:05.475	1:04.956	1:05.810	1:05.047	1:05.177	1:05.833
		1:04.961	1:05.146	1:08.086	1:06.158							
18	WILFRIED HINFRAYD1	1:08.392	1:06.284	1:06.287	1:06.195	1:05.389	1:05.680	1:05.343	1:05.536	1:05.734	1:05.845	1:05.982
		1:05.827	1:05.371	1:05.636	1:06.229							
6	ANTHONY HURED2	1:09.117	1:06.133	1:06.058	1:06.346	1:05.568	1:05.540	1:05.863	1:06.380	1:06.039	1:05.533	1:06.250
		1:06.124	1:05.620	1:06.152	1:07.030							
16	THOMAS ROQUIGNYD1	1:10.134	1:06.853	1:06.556	1:05.517	1:06.095	1:05.530	1:05.799	1:05.998	1:06.578	1:05.791	1:06.275
		1:05.779	1:05.421	1:06.026	1:05.774							
4	GUILLAUME LECLEF	1:10.591	1:06.717	1:06.618	1:06.270	1:05.908	1:06.015	1:05.443	1:05.795	1:06.148	1:05.639	1:06.656
		1:05.956	1:05.928	1:07.627	1:08.537							
21	FABRICE TROHAYD1	1:10.234	1:07.104	1:06.484	1:06.189	1:05.992	1:06.914	1:05.879	1:06.624	1:06.367	1:06.119	1:06.828
		1:07.019	1:06.047	1:06.001	1:08.619							
5	GUILLAUME RODRIGUESD2	1:11.527	1:06.467	1:05.890	1:06.760	1:05.663	1:06.901	1:05.602	1:07.312	1:05.807	1:06.013	1:06.855
		1:07.026	1:05.885	1:06.179	1:08.940							
10	LEANDRE YGOUTD2	1:11.923	1:07.794	1:06.575	1:06.299	1:06.154	1:06.335	1:06.727	1:06.611	1:06.172	1:07.204	1:07.068
		1:06.784	1:06.440	1:07.220	1:06.720							
3	RAPHAEL HEMERYD2	1:13.255	1:08.809	1:07.461	1:08.625	1:07.759	1:07.031	1:08.311	1:06.482	1:06.006	1:06.633	1:07.737
		1:07.090	1:06.788	1:06.944	1:07.136							
2	JEAN-SEBASTIEN MARCD2	1:11.893	1:08.872	1:08.447	1:08.759	1:09.456	1:07.732	1:08.263	1:07.969	1:08.242	1:08.034	1:08.495
		1:07.635	1:08.637	1:07.165	1:07.829							
7	VALENTIN VERMEUL	1:12.776	1:08.797	1:08.995	1:07.987	1:15.384	1:07.701	1:06.899	1:07.903	1:07.461	1:06.993	1:08.618
		1:07.634	1:07.558	1:07.567	1:06.998							
1	FABRICE LEVASSEURD2	1:13.129	1:09.112	1:08.228	1:08.508	1:15.212	1:07.490	1:07.836	1:07.074	1:08.111	1:07.317	1:08.729
		1:07.447	1:08.301	1:07.139	1:07.303							
14	DAVID DUMONTD2	1:15.165	1:10.264	1:10.713	1:10.537	1:11.644	1:09.565	1:10.164	1:09.782	1:09.553	1:12.561	1:12.187
		1:10.335	1:16.556	1:21.600								
8	KEVIN PEPINOD2	1:16.577	1:15.921	1:15.951	1:15.941	1:13.922	1:14.544	1:13.877	1:14.583	1:16.016	1:15.061	1:15.263
		1:15.675	1:15.311	1:15.045								



Challenge TLK M01 50' 2 tps

resultats

Course 3 - Finale A

18/01/2025 - 17:11

Clit	Kart	Pilote	Tours	Ecart	Interv.	Meilleur Tour	km/h	Points
1	20	JEREMY BILLETD1	14			1:03.635	66.98	30
2	21	JEAN FRANCOIS TESSIERD2	14	8.013	8.013	1:04.063	66.39	29
3	5	DAVID HEMERYD1	14	8.415	0.402	1:04.274	66.36	28
4	6	ROMAIN HUBERTD1	14	9.265	0.850	1:04.344	66.30	27
5	10	LOÏC BLAISED1	14	16.664	7.399	1:04.797	65.77	26
6	4	ALEXANDRE JOUAND1	14	17.003	0.339	1:04.463	65.74	25
7	16	NICOLAS QUIBELD1	14	20.964	3.961	1:05.061	65.46	24
8	2	FREDERIC GOUBETD1	14	21.403	0.439	1:05.156	65.43	23
9	7	DAVID LEBLEDD1	14	21.547	0.144	1:04.964	65.42	22
10	3	FLORENT MOREAUD2	14	22.124	0.577	1:04.912	65.38	18
11	15	XAVIER MICHELD1	14	22.297	0.173	1:04.966	65.37	17
12	14	CHRISTOPHE LEVASSEURD2	14	22.476	0.179	1:04.934	65.35	13
13	8	QUENTIN VERMEULEND2	14	31.875	9.399	1:05.533	64.70	12
14	12	JULIEN-P. LEMONNIER D1	13	1 Tour	1 Tour	1:05.163	60.91	11

Historique des temps

Kart	Pilote	1	2	3	4	5	6	7	8	9	10	Moy.
20	JEREMY BILLETD1	1:07.449	1:05.422	1:04.850	1:05.206	1:03.788	1:03.901	1:03.635	1:03.669	1:04.124	1:03.951	1:04.467
		1:04.025	1:03.975	1:04.055	1:04.501							
21	JEAN FRANCOIS TESSIERD2	1:06.366	1:05.392	1:04.988	1:05.661	1:05.283	1:04.348	1:04.063	1:05.180	1:04.817	1:05.306	1:05.069
		1:04.696	1:04.620	1:05.078	1:05.178							
5	DAVID HEMERYD1	1:07.168	1:05.744	1:05.467	1:06.110	1:05.090	1:04.442	1:04.455	1:04.917	1:04.423	1:04.274	1:05.094
		1:04.416	1:05.141	1:04.587	1:05.083							
6	ROMAIN HUBERTD1	1:07.345	1:05.985	1:05.128	1:05.897	1:05.601	1:04.888	1:04.522	1:04.877	1:04.344	1:04.766	1:05.138
		1:04.726	1:04.555	1:04.373	1:04.926							
10	LOÏC BLAISED1	1:08.653	1:05.378	1:05.870	1:05.399	1:05.548	1:04.930	1:05.244	1:05.580	1:05.062	1:04.901	1:05.648
		1:05.941	1:05.543	1:04.797	1:06.239							
4	ALEXANDRE JOUAN	1:09.581	1:05.400	1:05.376	1:05.968	1:05.207	1:06.322	1:04.721	1:05.103	1:04.463	1:04.813	1:05.668
		1:05.619	1:05.685	1:04.844	1:06.260							
16	NICOLAS QUIBELD1	1:08.407	1:05.319	1:06.070	1:05.061	1:06.893	1:05.660	1:05.226	1:06.142	1:05.151	1:06.301	1:05.964
		1:05.121	1:06.644	1:05.657	1:05.847							
2	FREDERIC GOUBETI	1:09.249	1:05.359	1:05.168	1:06.423	1:05.392	1:05.778	1:05.369	1:06.546	1:06.316	1:05.156	1:05.968
		1:05.455	1:06.154	1:05.509	1:05.681							
7	DAVID LEBLEDD1	1:09.932	1:06.482	1:05.033	1:04.964	1:05.675	1:05.654	1:05.126	1:06.065	1:05.463	1:05.457	1:05.951
		1:05.420	1:06.410	1:05.671	1:05.974							
3	FLORENT MOREAUC	1:10.827	1:06.596	1:06.646	1:05.323	1:05.373	1:05.076	1:05.715	1:05.133	1:05.054	1:04.912	1:06.002
		1:05.790	1:05.793	1:05.717	1:06.073							
15	XAVIER MICHELD1	1:09.883	1:07.090	1:06.305	1:05.802	1:05.425	1:04.974	1:05.934	1:05.982	1:04.966	1:05.459	1:06.022
		1:05.308	1:05.491	1:05.707	1:05.988							
14	CHRISTOPHE LEVAS	1:10.797	1:06.963	1:06.671	1:06.481	1:05.469	1:05.345	1:05.087	1:05.140	1:05.588	1:05.221	1:06.003
		1:05.140	1:04.934	1:05.491	1:05.724							
8	QUENTIN VERMEULI	1:10.291	1:06.771	1:07.183	1:07.337	1:05.533	1:06.525	1:06.345	1:06.401	1:06.216	1:05.988	1:06.678
		1:06.320	1:06.291	1:06.440	1:05.864							
12	JULIEN-P. LEMONNI	1:06.488	1:05.163	1:06.297	1:02.583	2:01.324	1:07.882	1:06.548	1:07.663	1:07.380	1:08.215	1:07.080
		1:06.300	1:08.257	1:07.693								