



TLK

resultats

QUALIF 1

18/11/2023 - 14:22

Cl	Kart	Pilote	Ecart	Meilleur Tour	Tours
1	7	JEREMY B		1:31.857	4
2	12	JEAN FRANCOIS T	0.349	1:32.206	4
3	3	WILFRIED H	0.688	1:32.545	4
4	19	JULIEN PIERRE	1.420	1:33.277	4
5	14	ROMAIN H	1.588	1:33.445	4
6	21	ALEXANDRE J	1.870	1:33.727	4
7	17	NICOLAS Q	2.477	1:34.334	4
8	18	DAVID LE	2.790	1:34.647	4
9	1	DAVID C	3.203	1:35.060	4
10	6	DAVID H	3.270	1:35.127	4
11	20	FLORENT M	8.082	1:39.939	4

Historique des temps

Kart	Pilote	1	2	3	4	5	6	7	8	9	10	Moy.
7	JEREMY B	-	1:34.021	1:34.197	1:31.857							1:33.358
12	JEAN FRANCOIS T	-	1:34.087	1:34.318	1:32.206							1:33.537
3	WILFRIED H	-	1:35.000	1:33.500	1:32.545							1:33.681
19	JULIEN PIERRE	-	1:35.993	1:33.636	1:33.277							1:34.302
14	ROMAIN H	-	1:35.949	1:34.840	1:33.445							1:34.744
21	ALEXANDRE J	-	1:37.590	1:36.848	1:33.727							1:36.055
17	NICOLAS Q	-	1:35.834	1:35.756	1:34.334							1:35.308
18	DAVID LE	-	1:35.874	1:42.085	1:34.647							1:37.535
1	DAVID C	-	1:35.060	1:35.629	1:35.090							1:35.259
6	DAVID H	-	1:36.619	1:38.214	1:35.127							1:36.653
20	FLORENT M	-	1:40.753	1:39.939	1:40.204							1:40.298



TLK

resultats


QUALIF 2

18/11/2023 - 14:31

Cl	Kart	Pilote	Ecart	Meilleur Tour	Tours
1	6	MICKAEL G		1:31.774	4
2	1	LOIC B	0.203	1:31.977	4
3	7	FABRICE T	0.747	1:32.521	4
4	21	FABIEN V	2.071	1:33.845	3
5	3	THOMAS R	2.362	1:34.136	4
6	17	LUC L	2.928	1:34.702	4
7	18	XAVIER M	3.132	1:34.906	3
8	19	LEANDRE Y	4.472	1:36.246	4
9	14	NOLANN L	5.140	1:36.914	3
10	20	ANTHONY H	5.291	1:37.065	3
11	12	DAVID LU	6.027	1:37.801	3

Historique des temps

Kart	Pilote	1	2	3	4	5	6	7	8	9	10	Moy.
6	MICKAEL G	-	1:34.706	1:33.962	1:31.774							1:33.480
1	LOIC B	-	1:32.745	1:31.977	1:32.347							1:32.356
7	FABRICE T	-	1:34.706	1:33.169	1:32.521							1:33.465
21	FABIEN V	-	1:33.845	1:36.868								1:35.356
3	THOMAS R	-	1:34.380	1:34.136	1:34.221							1:34.245
17	LUC L	-	1:36.126	1:35.829	1:34.702							1:35.552
18	XAVIER M	-	1:34.906	2:12.962								1:53.934
19	LEANDRE Y	-	1:36.896	1:36.246	1:36.762							1:36.634
14	NOLANN L	-	1:36.914	1:46.850								1:41.882
20	ANTHONY H	-	1:38.139	1:37.065								1:37.602
12	DAVID LU	-	1:38.633	1:37.801								1:38.217



TLK

resultats

Meilleurs Temps

Clt	Pilote	QUALIF 1	QUALIF 2
1	MICKAEL G		1:31.774
2	JEREMY B	1:31.857	
3	LOIC B		1:31.977
4	JEAN FRANCOIS T	1:32.206	
5	FABRICE T		1:32.521
6	WILFRIED H	1:32.545	
7	JULIEN PIERRE	1:33.277	
8	ROMAIN H	1:33.445	
9	ALEXANDRE J	1:33.727	
10	FABIEN V		1:33.845
11	THOMAS R		1:34.136
12	NICOLAS Q	1:34.334	
13	DAVID LE	1:34.647	
14	LUC L		1:34.702
15	XAVIER M		1:34.906
16	DAVID C	1:35.060	
17	DAVID H	1:35.127	
18	LEANDRE Y		1:36.246
19	NOLANN L		1:36.914
20	ANTHONY H		1:37.065
21	DAVID LU		1:37.801
22	FLORENT M	1:39.939	



TLK

resultats

COURSE 1 FINALE B

18/11/2023 - 14:52

Clit	Kart	Pilote	Tours	Ecart	Interv.	Meilleur Tour	km/h	Temps moyen
1	21	NICOLAS Q	11			1:27.571	48.55	1:28.973
2	20	DAVID C	11	0.364	0.364	1:27.591	48.54	1:28.913
3	1	DAVID LE	11	3.615	3.251	1:27.574	48.38	1:29.289
4	12	DAVID H	11	9.740	6.125	1:28.105	48.08	1:29.768
5	18	XAVIER M	11	10.871	1.131	1:28.151	48.02	1:29.910
6	19	NOLANN L	11	21.050	10.179	1:28.885	47.53	1:30.763
7	17	ANTHONY H	11	22.455	1.405	1:29.028	47.46	1:30.834
8	3	FLORENT M	11	27.409	4.954	1:27.091	47.23	1:31.247
9	7	LEANDRE Y	11	32.214	4.805	1:29.786	47.01	1:31.771
10	14	DAVID LU	11	36.285	4.071	1:30.239	46.82	1:32.099
11	6	LUC L	11	1:02.482	26.197	1:31.301	45.64	1:34.601

Historique des temps

Kart	Pilote	1	2	3	4	5	6	7	8	9	10	Moy.
21	NICOLAS Q	1:30.157	1:30.372	1:30.273	1:29.383	1:29.525	1:28.262	1:27.901	1:28.769	1:28.108	1:27.571	1:28.973
20	DAVID C	1:31.721	1:30.528	1:29.445	1:28.916	1:29.000	1:28.363	1:27.591	1:28.504	1:28.187	1:27.674	1:28.913
1	DAVID LE	1:31.916	1:30.497	1:30.823	1:30.297	1:29.141	1:28.879	1:28.311	1:28.397	1:28.127	1:28.218	1:29.289
12	DAVID H	1:32.134	1:31.530	1:30.132	1:30.443	1:30.245	1:29.530	1:28.552	1:28.875	1:28.105	1:28.710	1:29.768
18	XAVIER M	1:33.956	1:31.910	1:31.006	1:30.098	1:29.102	1:29.331	1:28.151	1:29.655	1:28.776	1:28.496	1:29.910
19	NOLANN L	1:33.634	1:32.102	1:31.161	1:30.773	1:30.796	1:29.804	1:30.036	1:32.019	1:29.834	1:29.356	1:30.763
17	ANTHONY H	1:35.253	1:31.627	1:30.697	1:31.632	1:30.177	1:30.661	1:31.170	1:30.018	1:29.343	1:29.571	1:30.834
3	FLORENT M	1:36.655	1:33.133	1:33.241	1:32.566	1:30.805	1:31.161	1:30.199	1:30.435	1:29.451	1:28.986	1:31.247
7	LEANDRE Y	1:36.551	1:34.068	1:32.763	1:31.772	1:31.483	1:30.853	1:30.499	1:30.297	1:29.786	1:31.062	1:31.771
14	DAVID LU	1:36.728	1:34.635	1:32.773	1:33.299	1:30.592	1:31.787	1:31.449	1:30.493	1:30.239	1:30.365	1:32.099
6	LUC L	1:36.784	1:34.395	1:33.244	1:34.516	1:36.316	1:38.775	1:32.526	1:32.500	1:37.872	1:31.301	1:34.601



TLK

resultats


COURSE 1 FINALE A

18/11/2023 - 15:13

Clit	Kart	Pilote	Tours	Ecart	Interv.	Meilleur Tour	km/h	Temps moyen
1	1	JEREMY B	10			1:29.164	47.73	1:30.485
2	18	JEAN FRANCOIS T	10	7.244	7.244	1:29.179	47.35	1:31.152
3	7	JULIEN PIERRE	10	14.171	6.927	1:30.683	47.00	1:31.789
4	19	ROMAIN H	10	14.192	0.021	1:29.855	46.99	1:31.786
5	21	MICKAEL G	10	14.806	0.614	1:28.821	46.96	1:31.986
6	12	WILFRIED H	10	16.069	1.263	1:29.987	46.90	1:31.990
7	17	ALEXANDRE J	10	19.696	3.627	1:30.890	46.72	1:32.316
8	14	FABIEN V	10	19.974	0.278	1:29.254	46.70	1:32.343
9	20	FABRICE T	10	23.369	3.395	1:30.790	46.53	1:32.736
10	6	LOIC B	10	24.188	0.819	1:29.672	46.49	1:32.855
11	3	THOMAS R	10	40.575	16.387	1:30.401	45.68	1:34.378

Historique des temps

Kart	Pilote	1	2	3	4	5	6	7	8	9	10	Moy.
1	JEREMY B	1:29.164	1:29.365	1:29.616	1:30.397	1:30.417	1:30.924	1:31.468	1:31.284	1:31.001	1:31.215	1:30.485
18	JEAN FRANCOIS T	1:30.584	1:29.179	1:29.993	1:30.746	1:30.997	1:31.666	1:31.047	1:31.559	1:34.121	1:31.628	1:31.152
7	JULIEN PIERRE	1:33.934	1:30.852	1:31.236	1:31.460	1:30.683	1:31.426	1:31.499	1:32.291	1:32.683	1:31.832	1:31.789
19	ROMAIN H	1:31.559	1:29.855	1:31.069	1:30.908	1:32.147	1:32.134	1:33.118	1:32.201	1:32.772	1:32.101	1:31.786
21	MICKAEL G	1:28.821	1:34.745	1:31.637	1:30.846	1:31.405	1:32.467	1:32.469	1:32.825	1:32.724	1:31.923	1:31.986
12	WILFRIED H	1:31.238	1:29.987	1:33.487	1:30.720	1:32.521	1:31.768	1:33.120	1:32.428	1:32.184	1:32.455	1:31.990
17	ALEXANDRE J	1:34.247	1:34.159	1:30.890	1:31.353	1:31.855	1:31.886	1:32.450	1:32.787	1:31.198	1:32.335	1:32.316
14	FABIEN V	1:32.223	1:29.254	1:36.682	1:29.604	1:35.768	1:31.201	1:32.918	1:33.851	1:30.971	1:30.967	1:32.343
20	FABRICE T	1:33.671	1:31.205	1:30.790	1:31.827	1:33.676	1:32.934	1:32.876	1:34.679	1:32.759	1:32.950	1:32.736
6	LOIC B	1:29.730	1:29.672	1:29.742	1:30.556	1:30.977	1:32.916	1:32.689	1:32.765	1:47.097	1:32.411	1:32.855
3	THOMAS R	1:34.255	1:31.877	1:30.401	1:36.053	1:32.128	1:32.911	1:43.018	1:35.330	1:34.700	1:33.114	1:34.378



TLK

resultats


COURSE 2 FINALE B

18/11/2023 - 15:48

Clit	Kart	Pilote	Tours	Ecart	Interv.	Meilleur Tour	km/h	Temps moyen
1	14	LOIC B	10			1:31.736	46.75	1:32.396
2	7	FABRICE T	10	7.702	7.702	1:32.649	46.37	1:33.160
3	18	FLORENT M	10	11.475	3.773	1:31.460	46.18	1:33.393
4	1	NOLANN L	10	13.163	1.688	1:32.618	46.10	1:33.633
5	21	DAVID H	10	16.878	3.715	1:33.214	45.92	1:34.048
6	12	ANTHONY H	10	22.074	5.196	1:33.423	45.66	1:34.433
7	17	DAVID LU	10	24.726	2.652	1:32.714	45.54	1:34.718
8	3	LUC L	10	30.472	5.746	1:33.978	45.26	1:35.243
9	19	LEANDRE Y	10	35.326	4.854	1:33.989	45.03	1:35.733
10	5	THOMAS R	10	35.878	0.552	1:33.619	45.01	1:35.920
11	20	XAVIER M	10	1:28.582	52.704	1:32.953	42.66	1:41.149

Historique des temps

Kart	Pilote	1	2	3	4	5	6	7	8	9	10	Moy.
14	LOIC B	1:32.142	1:32.005	1:32.592	1:33.021	1:32.713	1:32.867	1:32.210	1:31.736	1:32.763	1:31.917	1:32.396
7	FABRICE T	1:32.843	1:33.331	1:33.834	1:33.139	1:32.697	1:32.649	1:32.954	1:33.319	1:33.961	1:32.873	1:33.160
18	FLORENT M	1:35.499	1:33.066	1:34.312	1:34.089	1:33.418	1:34.170	1:32.415	1:32.206	1:33.303	1:31.460	1:33.393
1	NOLANN L	1:34.636	1:34.137	1:34.154	1:33.969	1:33.751	1:32.618	1:33.371	1:32.763	1:33.213	1:33.720	1:33.633
21	DAVID H	1:34.324	1:33.946	1:34.479	1:34.178	1:33.634	1:34.757	1:34.573	1:33.502	1:33.214	1:33.880	1:34.048
12	ANTHONY H	1:36.469	1:35.475	1:34.252	1:33.614	1:33.423	1:34.056	1:34.007	1:34.409	1:34.970	1:33.656	1:34.433
17	DAVID LU	1:38.591	1:36.289	1:35.316	1:36.352	1:34.705	1:33.797	1:33.337	1:33.240	1:32.714	1:32.846	1:34.718
3	LUC L	1:38.011	1:36.107	1:35.120	1:35.432	1:35.493	1:35.445	1:34.130	1:33.978	1:34.631	1:34.091	1:35.243
19	LEANDRE Y	1:38.500	1:36.891	1:37.732	1:35.906	1:35.371	1:35.662	1:34.341	1:33.989	1:34.321	1:34.622	1:35.733
5	THOMAS R	1:36.659	1:40.925	1:37.904	1:36.610	1:35.279	1:34.840	1:34.418	1:35.143	1:33.619	1:33.803	1:35.920
20	XAVIER M	1:36.527	1:37.206	1:37.545	1:34.604	1:35.116	1:33.690	1:33.393	1:32.953	2:33.488	1:36.975	1:41.149



TLK

resultats


COURSE 2 FINALE A

18/11/2023 - 16:12

Clit	Kart	Pilote	Tours	Ecart	Interv.	Meilleur Tour	km/h	Temps moyen
1	19	JEREMY B	11			1:26.526	48.78	1:28.514
2	7	JEAN FRANCOIS T	11	7.990	7.990	1:28.168	48.39	1:29.232
3	3	MICKAEL G	11	18.768	10.778	1:28.237	47.86	1:30.188
4	1	ROMAIN H	11	19.490	0.722	1:28.757	47.83	1:30.324
5	16	WILFRIED H	11	20.623	1.133	1:28.766	47.77	1:30.374
6	17	NICOLAS Q	11	21.217	0.594	1:28.784	47.74	1:30.357
7	18	JULIEN PIERRE	11	21.445	0.228	1:28.369	47.73	1:30.499
8	20	FABIEN V	11	22.531	1.086	1:28.366	47.68	1:30.487
9	12	DAVID C	11	23.295	0.764	1:27.966	47.65	1:30.508
10	8	DAVID LE	11	25.286	1.991	1:28.890	47.55	1:30.673
11	14	ALEXANDRE J	11	1:00.619	35.333	1:30.151	45.93	1:33.959

Historique des temps

Kart	Pilote	1	2	3	4	5	6	7	8	9	10	Moy.
19	JEREMY B	1:32.157 1:26.950	1:30.822	1:29.135	1:29.418	1:28.448	1:28.391	1:28.079	1:27.058	1:26.526	1:26.675	1:28.514
7	JEAN FRANCOIS T	1:31.852 1:28.729	1:30.219	1:29.786	1:28.974	1:28.541	1:28.535	1:28.168	1:29.037	1:28.561	1:29.151	1:29.232
3	MICKAEL G	1:32.208 1:29.404	1:32.153	1:31.216	1:30.609	1:30.895	1:30.253	1:29.813	1:28.964	1:28.237	1:28.317	1:30.188
1	ROMAIN H	1:32.336 1:28.792	1:32.157	1:31.176	1:30.823	1:31.179	1:29.708	1:29.533	1:29.706	1:29.401	1:28.757	1:30.324
16	WILFRIED H	1:33.562 1:29.068	1:31.757	1:31.573	1:30.407	1:30.826	1:29.962	1:30.309	1:29.074	1:28.816	1:28.766	1:30.374
17	NICOLAS Q	1:34.514 1:28.859	1:31.613	1:31.399	1:31.142	1:29.690	1:29.537	1:30.066	1:29.150	1:29.175	1:28.784	1:30.357
18	JULIEN PIERRE	1:33.912 1:28.444	1:31.528	1:32.170	1:31.738	1:31.553	1:29.532	1:29.873	1:29.226	1:29.151	1:28.369	1:30.499
20	FABIEN V	1:33.525 1:28.366	1:31.723	1:31.776	1:30.446	1:30.287	1:30.746	1:30.104	1:29.125	1:30.426	1:28.839	1:30.487
12	DAVID C	1:34.866 1:27.966	1:31.682	1:31.244	1:31.099	1:30.702	1:30.243	1:29.426	1:29.179	1:29.770	1:29.415	1:30.508
8	DAVID LE	1:35.942 1:28.890	1:32.186	1:30.832	1:31.234	1:30.561	1:30.598	1:29.066	1:29.312	1:29.889	1:28.902	1:30.673
14	ALEXANDRE J	1:36.490 1:30.785	1:31.685	1:30.820	1:31.315	1:30.151	1:54.360	1:30.602	1:31.818	1:33.603	1:31.923	1:33.959



TLK

resultats

COURSE 3 FINALE B

18/11/2023 - 16:43

Clit	Kart	Pilote	Tours	Ecart	Interv.	Meilleur Tour	km/h	Temps moyen
1	18	DAVID C	11			1:25.464	49.84	1:26.684
2	7	DAVID LE	11	2.779	2.779	1:26.391	49.69	1:26.934
3	16	DAVID H	11	19.764	16.985	1:26.515	48.82	1:28.430
4	14	ALEXANDRE J	11	25.522	5.758	1:27.982	48.54	1:28.975
5	19	ANTHONY H	11	30.426	4.904	1:28.254	48.29	1:29.390
6	17	LUC L	11	32.776	2.350	1:28.305	48.18	1:29.581
7	1	XAVIER M	11	34.871	2.095	1:28.273	48.08	1:29.702
8	8	THOMAS R	11	36.121	1.250	1:27.516	48.02	1:29.847
9	3	DAVID LU	11	37.201	1.080	1:27.860	47.96	1:29.985
10	12	LEANDRE Y	11	47.422	10.221	1:29.475	47.47	1:30.872
11	10	NOLANN L	11	57.640	10.218	1:28.982	46.99	1:31.901

Historique des temps

Kart	Pilote	1	2	3	4	5	6	7	8	9	10	Moy.
18	DAVID C	1:28.474	1:27.848	1:26.009	1:26.929	1:26.644	1:27.132	1:25.643	1:25.964	1:26.653	1:25.464	1:26.684
7	DAVID LE	1:27.624	1:27.601	1:26.493	1:26.495	1:27.270	1:27.028	1:27.209	1:26.608	1:26.391	1:26.585	1:26.934
16	DAVID H	1:31.400	1:29.450	1:29.021	1:28.718	1:28.396	1:28.373	1:28.251	1:27.851	1:27.993	1:26.763	1:28.430
14	ALEXANDRE J	1:30.604	1:29.093	1:28.404	1:29.000	1:28.151	1:28.549	1:27.982	1:28.826	1:29.608	1:28.952	1:28.975
19	ANTHONY H	1:32.130	1:29.666	1:29.332	1:28.604	1:28.710	1:28.254	1:29.410	1:28.474	1:30.568	1:28.827	1:29.390
17	LUC L	1:33.233	1:29.461	1:30.209	1:29.219	1:29.176	1:28.455	1:29.096	1:30.681	1:28.324	1:29.233	1:29.581
1	XAVIER M	1:32.826	1:30.058	1:29.830	1:29.963	1:29.578	1:29.527	1:28.273	1:29.266	1:29.430	1:29.007	1:29.702
8	THOMAS R	1:33.679	1:31.570	1:30.257	1:31.218	1:29.518	1:29.853	1:27.879	1:29.260	1:28.967	1:28.601	1:29.847
3	DAVID LU	1:34.644	1:32.036	1:31.091	1:30.460	1:29.690	1:30.393	1:28.231	1:27.860	1:28.942	1:28.364	1:29.985
12	LEANDRE Y	1:35.567	1:32.644	1:31.026	1:31.352	1:30.484	1:29.975	1:29.716	1:30.150	1:29.475	1:29.606	1:30.872
10	NOLANN L	1:30.204	1:30.579	1:32.504	1:41.900	1:28.982	1:30.319	1:29.358	1:30.119	1:32.930	1:32.353	1:31.901



TLK

resultats

COURSE 3 FINALE A

18/11/2023 - 17:03

Clit	Kart	Pilote	Tours	Ecart	Interv.	Meilleur Tour	km/h	Temps moyen
1	10	ROMAIN H	11			1:25.664	50.10	1:26.224
2	14	JEREMY B	11	0.383	0.383	1:25.453	50.08	1:26.223
3	18	NICOLAS Q	11	1.517	1.134	1:24.966	50.02	1:26.312
4	8	JEAN FRANCOIS T	11	5.208	3.691	1:25.645	49.83	1:26.672
5	19	JULIEN PIERRE	11	10.120	4.912	1:25.880	49.57	1:27.071
6	7	WILFRIED H	11	11.530	1.410	1:26.312	49.50	1:27.220
7	16	LOIC B	11	15.171	3.641	1:26.647	49.31	1:27.532
8	3	FLORENT M	11	15.511	0.340	1:26.584	49.30	1:27.531
9	1	FABRICE T	11	40.183	24.672	1:28.926	48.07	1:29.785
10	12	MICKAEL G	11	53.495	13.312	1:27.842	47.43	1:31.073

Historique des temps

Kart	Pilote	1	2	3	4	5	6	7	8	9	10	Moy.
10	ROMAIN H	1:27.236 1:25.664	1:26.625	1:26.325	1:26.316	1:25.809	1:26.067	1:26.098	1:26.268	1:26.017	1:26.045	1:26.224
14	JEREMY B	1:28.950 1:25.453	1:26.964	1:25.908	1:25.783	1:26.167	1:25.640	1:26.219	1:25.585	1:25.549	1:26.235	1:26.223
18	NICOLAS Q	1:29.328 1:25.768	1:26.921	1:27.262	1:26.423	1:25.966	1:26.436	1:25.865	1:25.327	1:24.966	1:25.170	1:26.312
8	JEAN FRANCOIS T	1:27.640 1:25.709	1:26.976	1:26.390	1:26.235	1:26.041	1:30.219	1:26.093	1:25.645	1:26.112	1:26.339	1:26.672
19	JULIEN PIERRE	1:29.889 1:27.203	1:26.806	1:27.635	1:27.893	1:26.745	1:26.151	1:26.191	1:25.880	1:26.182	1:27.211	1:27.071
7	WILFRIED H	1:28.658 1:26.930	1:27.126	1:27.718	1:28.814	1:26.325	1:26.880	1:27.199	1:26.312	1:26.939	1:26.529	1:27.220
16	LOIC B	1:30.655 1:27.356	1:26.964	1:27.387	1:27.986	1:26.687	1:27.637	1:27.547	1:26.647	1:27.340	1:26.648	1:27.532
3	FLORENT M	1:30.715 1:26.793	1:27.266	1:27.283	1:28.107	1:26.584	1:27.504	1:27.609	1:26.837	1:27.117	1:27.031	1:27.531
1	FABRICE T	1:32.584 1:28.926	1:29.051	1:29.516	1:30.265	1:29.321	1:29.149	1:29.660	1:29.042	1:29.914	1:30.207	1:29.785
12	MICKAEL G	1:33.078 1:30.215	1:27.842	1:29.522	1:36.221	1:29.909	1:32.780	1:32.655	1:29.826	1:30.502	1:29.260	1:31.073