



TLK

Récapitulatif de l'événement

ESSAIS QUALIF GROUPE B

03/09/2022 - 14:08

Clt	Kart	Pilote	Ecart	Meilleur Tour	Tours
1	6	JEAN FRANCOIS		1:07.037	6
2	18	MICKAEL	0.328	1:07.365	6
3	7	CHRISTOPHE	1.269	1:08.306	6
4	20	GUILLAUME	1.745	1:08.782	6
5	9	FLORENT	1.967	1:09.004	6
6	2	XAVIER	2.848	1:09.885	6
7	8	FABRICE	3.075	1:10.112	6
8	19	LUC	3.451	1:10.488	4
9	1	ERIC	17.175	1:24.212	5
10	3	YOHANN	24.647	1:31.684	4

Historique des temps

Kart	Pilote	1	2	3	4	5	6	7	8	9	10	Moy.
6	JEAN FRANCOIS	-	1:08.442	1:07.887	1:07.769	1:07.037	1:09.510					1:08.129
18	MICKAEL	-	1:08.761	1:08.198	1:08.242	1:07.365	1:07.453					1:08.003
7	CHRISTOPHE	-	1:08.716	1:08.781	1:10.116	1:09.141	1:08.306					1:09.012
20	GUILLAUME	-	1:11.491	1:09.675	1:10.475	1:09.329	1:08.782					1:09.950
9	FLORENT	-	1:09.690	1:09.004	1:11.031	1:09.908	1:09.142					1:09.755
2	XAVIER	-	1:12.553	1:11.153	1:12.203	1:10.353	1:09.885					1:11.229
8	FABRICE	-	1:11.829	1:11.571	1:11.021	1:10.112	1:11.212					1:11.149
19	LUC	-	1:11.553	1:10.488	1:11.386							1:11.142
1	ERIC	-	1:33.650	1:27.546	1:25.681	1:24.212						1:27.772
3	YOHANN	-	1:36.905	1:32.524	1:31.684							1:33.704

ESSAIS QUALIF GROUPE A

03/09/2022 - 14:15

Clt	Kart	Pilote	Ecart	Meilleur Tour	Tours
1	5	JEREMY		1:06.893	5
2	14	DAVID H	0.370	1:07.263	5
3	16	DAVID L	0.482	1:07.375	5
4	4	ROMAIN	0.501	1:07.394	5
5	15	JULIEN PIERRE	0.639	1:07.532	5
6	11	ALEXANDRE	0.886	1:07.779	5
7	12	NICOLAS	1.055	1:07.948	5
8	21	DAVID C	1.463	1:08.356	5
9	10	LOIC	1.492	1:08.385	5

Historique des temps

Kart	Pilote	1	2	3	4	5	6	7	8	9	10	Moy.
5	JEREMY	-	1:08.162	1:07.304	1:07.501	1:06.893						1:07.465
14	DAVID H	-	1:08.379	1:08.326	1:07.421	1:07.263						1:07.847
16	DAVID L	-	1:07.375	1:07.473	1:07.501	1:08.255						1:07.651
4	ROMAIN	-	1:07.877	1:08.541	1:08.010	1:07.394						1:07.955
15	JULIEN PIERRE	-	1:07.691	1:08.471	1:07.532	1:08.361						1:08.013
11	ALEXANDRE	-	1:08.875	1:08.159	1:07.779	1:08.724						1:08.384
12	NICOLAS	-	1:09.030	1:09.033	1:07.948	1:08.777						1:08.697
21	DAVID C	-	1:10.961	1:09.080	1:08.356	1:08.868						1:09.316
10	LOIC	-	1:09.183	1:08.385	1:10.596	1:09.448						1:09.403

LES ENDURANCES 2022 : les 6h le 3 avril / les 12h les 2 et 3 juillet / les 24h les 17 et 18 septembre - circuit-europe.fr



TLK

Récapitulatif de l'événement

RESULTATS CHRONOS

Clt	Pilote	ESSAIS QUALIF GROUPE B	ESSAIS QUALIF GROUPE A
1	JEREMY		1:06.893
2	JEAN FRANCOIS	1:07.037	
3	DAVID H		1:07.263
4	MICKAEL	1:07.365	
5	DAVID L		1:07.375
6	ROMAIN		1:07.394
7	JULIEN PIERRE		1:07.532
8	ALEXANDRE		1:07.779
9	NICOLAS		1:07.948
10	CHRISTOPHE	1:08.306	
11	DAVID C		1:08.356
12	LOIC		1:08.385
13	GUILLAUME	1:08.782	
14	FLORENT	1:09.004	
15	XAVIER	1:09.885	
16	FABRICE	1:10.112	
17	LUC	1:10.488	
18	ERIC	1:24.212	
19	YOHANN	1:31.684	


COURSE 1 FINALE B

03/09/2022 - 14:52

Clt	Kart	Pilote	Tours	Ecart	Interv.	Meilleur Tour	Stands
1	14	TONY	14			1:06.965	
2	16	DAVID C	14	0.205	0.205	1:06.877	
3	5	LOIC	14	5.772	5.567	1:07.242	
4	21	FLORENT	14	16.062	10.290	1:08.101	
5	15	GUILLAUME	14	21.216	5.154	1:08.074	
6	4	XAVIER	14	33.363	12.147	1:09.555	
7	10	LUC	14	44.033	10.670	1:09.687	
8	12	FABRICE	13	1 Tour	1 Tour	1:11.041	
9	17	ERIC	12	2 Tours	1 Tour	1:18.668	
10	11	YOHANN	11	3 Tours	1 Tour	1:24.868	

Historique des temps

Kart	Pilote	1	2	3	4	5	6	7	8	9	10	Moy.
14	TONY	1:10.112	1:07.953	1:07.821	1:07.424	1:08.772	1:08.837	1:07.248	<b>1:06.965</b>	1:07.729	1:08.731	1:07.991
		1:07.516	1:07.630	1:07.496	1:07.649							
16	DAVID C	1:09.654	1:07.981	1:08.347	1:07.144	1:09.428	1:09.022	1:07.149	1:07.071	1:07.559	1:08.475	1:08.030
		1:07.225	1:07.333	<b>1:06.877</b>	1:09.159							
5	LOIC	1:11.238	1:08.760	1:08.311	1:07.753	1:08.798	1:08.084	<b>1:07.242</b>	1:07.614	1:08.917	1:08.412	1:08.413
		1:07.385	1:08.170	1:07.709	1:09.392							
21	FLORENT	1:10.966	1:09.334	1:09.366	1:09.036	1:09.436	1:09.335	1:08.594	<b>1:08.101</b>	1:08.835	1:09.112	1:09.095
		1:08.206	1:08.397	1:10.465	1:08.153							
15	GUILLAUME	1:11.084	1:09.471	1:10.227	<b>1:08.074</b>	1:09.306	1:08.421	1:09.315	-	-	-	1:09.414
		-	-	-	-							
4	XAVIER	1:13.245	1:10.816	1:10.702	1:10.372	1:10.017	1:10.465	1:09.943	1:10.228	1:09.876	1:09.657	1:10.306



# TLK

## Récapitulatif de l'événement

Kart	Pilote	1	2	3	4	5	6	7	8	9	10	Moy.
		1:09.657	1:10.124	<b>1:09.555</b>	1:09.640							
10	LUC	1:15.031	1:10.884	1:10.263	1:09.739	1:10.730	1:10.741	1:11.515	1:10.621	<b>1:09.687</b>	1:10.113	1:11.060
		1:11.907	1:10.737	1:11.537	1:11.341							
12	FABRICE	1:16.113	1:13.507	1:11.485	1:12.033	<b>1:11.041</b>	1:12.480	1:11.923	1:12.811	1:12.844	1:15.516	1:14.087
		1:20.107	1:19.524	1:13.749								
17	ERIC	1:20.681	<b>1:18.668</b>	1:32.542	1:25.148	1:23.370	1:20.447	1:21.302	1:22.751	1:20.191	1:20.374	1:22.138
		1:19.029	1:21.161									
11	YOHANN	1:29.827	1:25.964	1:31.939	1:26.476	1:25.317	1:26.892	1:30.128	1:30.161	1:27.375	<b>1:24.868</b>	1:27.714
		1:25.912										

### Tableau des tours

Tour	16	14	5	15	21	4	10	12	17	11
Tour 1 Interv.		0.7	0.9	0.1	0.2	2.6	1.9	0.9	5.7	9.5
Tour 2		0.7	1.8	0.8	0.1	4.1	1.9	3.5	10.9	16.8
Tour 3		0.2	2.2	2.0	0.7	4.7	1.5	4.8	31.9	16.2
Tour 4		0.5	2.6	3.1	0.2	6.7	0.9	7.1	45.1	17.5
Tour 5	14	0.1	2.5	3.6	0.3	7.3	1.6	7.4	57.4	19.4
Tour 6	14	0.3	1.5	3.9	1.2	8.4	1.8	9.1	1:05	25.9
Tour 7	14	0.2	1.6	6.0	0.5	9.8	3.4	9.5	1:14	34.7
Tour 8	14	0.3	2.2	7.1	11.9	3.8	11.7	1:24	42.1	
Tour 9	14	0.1	3.5	7.0	13.0	3.6	14.9	1:32	49.3	
Tour 10	16	0.0	3.4	7.7	13.5	4.1	20.3	1:36	53.8	
Tour 11	16	0.3	3.2	8.5	14.9	6.3	28.5	1:35	1:00	
Tour 12	16	0.6	3.8	8.7	16.7	6.9	37.2	1:37		
Tour 13	16	1.3	4.0	11.5	15.8	8.9	39.5			
Tour 14	14	0.2	5.5	10.2	5.1	12.1	10.6			

## COURSE 1 FINALE A


03/09/2022 - 15:11

Cl	Kart	Pilote	Tours	Ecart	Interv.	Meilleur Tour	Stands
1	8	JEREMY	14			1:06.022	
2	18	JEAN FRANCOIS	14	0.499	0.499	1:05.954	
3	6	DAVID H	14	6.994	6.495	1:06.376	
4	7	DAVID L	14	7.731	0.737	1:06.074	
5	19	JULIEN PIERRE	14	16.938	9.207	1:11.344	
6	1	NICOLAS	14	18.502	1.564	1:07.014	
7	9	ROMAIN	14	20.059	1.557	1:07.369	
8	2	ALEXANDRE	14	29.952	9.893	1:07.574	
9	3	CHRISTOPHE	14	30.391	0.439	1:07.419	
10	20	MICKAEL	14	38.026	7.635	1:07.569	

### Historique des temps

Kart	Pilote	1	2	3	4	5	6	7	8	9	10	Moy.
8	JEREMY	1:08.494	1:07.108	1:06.539	1:06.700	1:06.499	1:06.386	1:06.379	1:06.377	1:06.370	1:06.251	1:06.552
		1:06.221	<b>1:06.022</b>	1:06.249	1:06.143							
18	JEAN FRANCOIS	1:08.881	1:06.873	1:06.858	1:06.544	1:06.509	1:06.412	1:06.622	1:06.375	1:06.050	1:06.171	1:06.579

LES ENDURANCES 2022 : les 6h le 3 avril / les 12h les 2 et 3 juillet / les 24h les 17 et 18 septembre - circuit-europe.fr



# TLK

## Récapitulatif de l'événement

Kart	Pilote	1	2	3	4	5	6	7	8	9	10	Moy.
		1:06.255	1:06.312	<b>1:05.954</b>	1:06.291							
6	DAVID H	1:09.640	1:07.900	1:07.111	1:06.991	1:06.455	1:06.631	1:06.922	1:06.419	<b>1:06.376</b>	1:06.924	1:07.024
		1:06.913	1:06.474	1:06.725	1:06.866							
7	DAVID L	1:10.759	1:08.317	1:07.315	1:06.567	1:06.545	1:06.468	1:06.722	<b>1:06.074</b>	1:06.525	1:06.500	1:07.048
		1:06.927	1:07.139	1:06.640	1:06.182							
19	JULIEN PIERRE	-	-	-	-	-	-	-	-	-	-	2:02.644
		<b>1:11.344</b>	-	-	2:53.944							
1	NICOLAS	1:11.296	1:07.765	1:07.458	1:07.291	<b>1:07.014</b>	1:07.447	1:07.124	1:07.564	1:07.706	1:08.399	1:07.774
		1:07.401	1:07.750	1:07.394	1:07.236							
9	ROMAIN	1:10.201	1:08.102	1:08.184	1:07.437	1:07.891	1:07.918	1:07.883	1:07.448	1:08.462	1:07.468	1:07.915
		1:07.556	1:07.480	<b>1:07.369</b>	1:07.411							
2	ALEXANDRE	1:10.761	1:08.753	1:10.603	1:07.642	<b>1:07.574</b>	1:09.759	1:08.227	1:09.016	1:08.526	1:07.933	1:08.588
		1:07.771	1:08.073	1:07.736	1:07.859							
3	CHRISTOPHE	1:11.076	1:09.412	1:08.401	1:07.903	1:07.854	1:09.694	1:10.690	1:08.236	1:08.106	1:08.157	1:08.588
		<b>1:07.419</b>	1:08.020	1:07.641	1:07.630							
20	MICKAEL	1:12.848	1:15.005	1:09.180	1:08.902	1:08.422	1:08.931	1:10.112	1:08.277	1:07.963	1:07.597	1:09.215
		1:08.128	<b>1:07.569</b>	1:07.993	1:08.085							


### Tableau des tours

Tour	8	18	6	9	7	2	1	3	20		
Tour 1 Interv.	8	18 0.5	6 1.0	9 1.1	7 0.3	2 0.6	1 0.4	3 0.2	20 0.6		
Tour 2	8	18 0.2	6 2.0	9 1.3	7 0.5	1 0.5	2 0.5	3 1.4	20 6.2		
Tour 3	8	18 0.6	6 2.2	7 2.1	9 0.2	1 0.4	3 2.8	2 0.7	20 6.2		
Tour 4	8	18 0.4	6 2.7	7 1.7	9 1.1	1 0.2	3 3.4	2 0.5	20 7.4		
Tour 5	8	18 0.4	6 2.6	7 1.8	1 1.9	9 0.5	3 3.7	2 0.2	20 8.3		
Tour 6	8	18 0.4	6 2.9	7 1.6	1 2.9	9 1.0	3 5.5	2 0.3	20 7.4		
Tour 7	8	18 0.7	6 3.2	7 1.4	1 3.3	9 1.8	2 6.1	3 2.1	20 7.2		
Tour 8	8	18 0.7	6 3.2	7 1.1	1 4.7	9 1.6	2 7.7	3 1.3	20 7.2		
Tour 9	8	18 0.4	6 3.5	7 1.2	1 5.9	9 2.4	2 7.8	3 0.9	20 7.1		
Tour 10	8	18 0.3	6 4.3	7 0.8	1 7.8	9 1.5	2 8.2	3 1.1	20 6.5	19 5.3	
Tour 11	8	18 0.3	6 4.9	7 0.8	1 8.3	9 1.6	2 8.4	3 0.8	20 7.2	19 8.6	
Tour 12	8	18 0.6	6 5.1	7 1.5	1 8.9	9 1.4	2 9.0	3 0.7	20 6.8		
Tour 13	19	8 1:30	18 0.3	6 5.9	7 1.4	1 9.7	9 1.3	2 9.4	3 0.6	20 7.1	
Tour 14	8	18 0.4	6 6.4	7 0.7	19 9.2	1 1.5	9 1.5	2 9.8	3 0.4	20 7.6	

## COURSE 2 FINALE B

03/09/2022 - 15:47

Cl	Kart	Pilote	Tours	Ecart	Interv.	Meilleur Tour	Stands
1	5	ALEXANDRE	14			1:07.147	
2	14	FLORENT	14	6.462	6.462	1:07.828	
3	15	XAVIER	14	22.242	15.780	1:08.239	
4	21	CHRISTOPHE	14	22.358	0.116	1:07.941	
5	10	MICKAEL	14	23.564	1.206	1:07.723	
6	12	GUILLAUME	14	32.028	8.464	1:08.764	
7	11	LUC	14	35.879	3.851	1:09.381	



# TLK

# Récapitulatif de l'événement


Cl.	Kart	Pilote	Tours	Ecart	Interv.	Meilleur Tour	Stands
8	17	FABRICE	13	1 Tour	1 Tour	1:11.329	
9	16	ERIC	13	1 Tour	49.309	1:16.940	
10	4	YOHANN	12	2 Tours	1 Tour	1:19.633	

## Historique des temps

Kart	Pilote	1	2	3	4	5	6	7	8	9	10	Moy.
5	ALEXANDRE	1:10.315	1:08.278	1:07.952	1:07.823	1:07.487	<b>1:07.147</b>	1:07.808	1:07.984	1:07.686	1:07.454	1:08.039
		1:08.177	1:08.165	1:07.941	1:08.334							
14	FLORENT	1:10.932	1:08.001	1:08.388	1:07.854	1:08.515	<b>1:07.828</b>	1:08.345	1:08.713	1:08.319	1:08.072	1:08.466
		1:08.629	1:08.731	1:08.091	1:08.106							
15	XAVIER	1:12.929	1:11.195	1:09.169	1:08.710	<b>1:08.239</b>	1:08.593	1:09.337	1:09.127	1:08.609	1:08.974	1:09.560
		1:10.399	1:08.525	1:09.248	1:10.786							
21	CHRISTOPHE	1:12.413	1:11.642	1:09.028	1:09.135	<b>1:07.941</b>	1:09.706	1:09.715	1:08.880	1:08.950	1:08.874	1:09.622
		1:09.669	1:08.979	1:09.003	1:10.775							
10	MICKAEL	1:12.261	1:11.460	1:08.733	1:08.707	1:07.999	1:08.185	1:16.486	1:08.342	1:09.439	1:10.912	1:09.705
		1:08.911	<b>1:07.723</b>	1:07.984	1:08.739							
12	GUILLAUME	1:12.891	1:11.961	1:09.657	1:10.266	1:09.971	1:10.497	1:10.974	1:09.061	1:09.465	1:10.227	1:10.277
		<b>1:08.764</b>	1:10.165	1:10.214	1:09.767							
11	LUC	1:14.451	1:10.831	1:10.281	1:10.092	1:09.575	1:10.561	1:12.283	1:09.888	1:10.185	1:09.725	1:10.538
		<b>1:09.381</b>	1:09.986	1:10.303	1:09.997							
17	FABRICE	1:13.132	<b>1:11.329</b>	1:11.975	1:14.921	1:15.175	1:15.859	1:14.096	1:13.776	1:15.321	1:12.114	1:14.571
		1:12.351	1:21.860	1:17.523								
16	ERIC	1:21.837	1:19.420	1:17.654	1:18.996	1:17.804	1:17.768	1:18.301	1:17.768	<b>1:16.940</b>	1:17.667	1:18.295
		1:17.985	1:17.024	1:18.676								
4	YOHANN	1:23.741	1:22.035	1:22.057	1:23.138	1:22.840	1:24.546	1:21.027	1:20.847	1:20.666	1:21.639	1:21.903
		<b>1:19.633</b>	1:20.675									

## Tableau des tours

Tour	5	14	10	21	12	15	17	11	16	4
Tour 1 Interv.	5	14 1.1	10 1.0	21 0.1	12 0.9	15 0.2	17 0.4	11 0.9	16 8.6	4 2.0
Tour 2	5	14 0.8	10 4.5	21 0.2	15 0.8	12 0.4	17 0.1	11 0.4	16 17.2	4 4.6
Tour 3	5	14 1.2	10 4.8	21 0.5	15 0.9	12 0.9	11 1.2	17 1.2	16 23.3	4 9.0
Tour 4	5	14 1.2	10 5.7	21 1.0	15 0.5	12 2.5	11 1.0	17 6.0	16 27.4	4 13.2
Tour 5	5	14 2.3	10 5.2	21 0.9	15 0.8	12 4.2	11 0.6	17 11.6	16 30.0	4 18.2
Tour 6	5	14 3.0	10 5.5	15 2.2	21 0.2	12 5.8	11 0.7	17 16.9	16 31.9	4 25.0
Tour 7	5	14 3.5	15 8.7	21 0.6	10 4.2	12 2.8	11 2.0	17 18.7	16 36.1	4 27.7
Tour 8	5	14 4.2	15 9.1	21 0.4	10 3.7	12 3.5	11 2.8	17 22.6	16 40.1	4 30.8
Tour 9	5	14 4.9	15 9.4	21 0.7	10 4.2	12 3.5	11 3.5	17 27.7	16 41.8	4 34.5
Tour 10	5	14 5.5	15 10.3	21 0.6	10 6.2	12 2.9	11 3.0	17 30.1	16 47.3	4 38.5
Tour 11	5	14 5.9	21 12.0	15 0.0	10 5.4	12 2.7	11 3.7	17 33.1	16 52.9	4 40.1
Tour 12	5	14 6.5	15 11.9	21 0.3	10 4.2	12 5.2	11 3.5	17 45.0	16 48.1	<del>4</del> 43.8
Tour 13	5	14 6.6	15 13.1	21 0.1	10 3.2	12 7.4	11 3.6	<del>17</del> 52.2	<del>16</del> 49.3	
Tour 14	5	14 6.4	15 15.7	21 0.1	10 1.2	12 8.4	11 3.8			



TLK

Récapitulatif de l'événement

COURSE 2 FINALE A

03/09/2022 - 16:06


Cl.	Kart	Pilote	Tours	Ecart	Interv.	Meilleur Tour	Stands
1	18	DAVID C	14			1:06.098	
2	2	JEAN FRANCOIS	14	0.416	0.416	1:06.400	
3	7	ROMAIN	14	0.742	0.326	1:06.402	
4	6	TONY	14	1.011	0.269	1:06.181	
5	9	JEREMY	14	1.515	0.504	1:06.629	
6	20	DAVID L	14	1.950	0.435	1:06.602	
7	1	JULIEN PIERRE	14	2.328	0.378	1:06.578	
8	3	DAVID H	14	12.529	10.201	1:06.381	
9	8	LOIC	14	14.455	1.926	1:07.615	
10	19	NICOLAS	14	21.538	7.083	1:06.653	

Historique des temps

Kart	Pilote	1	2	3	4	5	6	7	8	9	10	Moy.
18	DAVID C	1:11.118 1:07.053	1:07.966 1:06.234	1:07.735 1:06.677	1:07.229 1:08.084	1:07.714	1:06.098	1:07.010	1:06.563	1:06.694	1:06.620	1:07.342
2	JEAN FRANCOIS	1:10.039 1:06.460	1:07.606 1:06.400	1:06.574 1:07.106	1:07.729 1:09.341	1:07.032	1:07.789	1:06.958	1:07.103	1:07.010	1:06.933	1:07.434
7	ROMAIN	1:10.714 1:06.752	1:08.286 1:06.509	1:07.736 1:06.402	1:07.331 1:08.695	1:08.410	1:06.808	1:06.404	1:06.476	1:06.632	1:06.625	1:07.412
6	TONY	1:10.419 1:06.804	1:08.055 1:06.181	1:07.336 1:06.457	1:08.017 1:09.887	1:06.850	1:07.068	1:07.068	1:06.657	1:06.642	1:06.666	1:07.436
9	JEREMY	1:10.839 1:07.810	1:08.572 1:06.644	1:07.745 1:07.379	1:07.025 1:08.001	1:06.910	1:06.858	1:06.991	1:07.010	1:06.629	1:06.736	1:07.510
20	DAVID L	1:08.290 1:07.311	1:07.531 1:06.602	1:07.317 1:09.572	1:07.891 1:08.572	1:07.209	1:07.202	1:06.887	1:07.092	1:07.188	1:07.382	1:07.574
1	JULIEN PIERRE	1:11.367 1:06.609	1:09.021 1:07.020	1:07.422 1:06.578	1:07.310 1:07.692	1:08.235	1:07.516	1:06.614	1:06.630	1:06.708	1:06.893	1:07.543
3	DAVID H	1:10.780 1:07.450	1:07.479 1:06.811	1:07.195 1:07.614	1:07.103 1:07.928	1:07.157	1:07.678	1:06.809	1:18.695	1:06.381	1:07.403	1:08.320
8	LOIC	1:12.469 1:07.633	1:07.776 1:07.972	1:08.806 1:08.454	1:07.943 1:07.615	1:08.299	1:07.917	1:08.332	1:08.391	1:07.956	1:07.759	1:08.380
19	NICOLAS	1:10.682 1:07.272	1:08.059 1:07.667	1:06.951 1:07.928	1:07.750 1:08.842	1:06.774	1:06.995	1:06.653	1:23.871	1:08.794	1:06.780	1:08.929

Tableau des tours

Tour	Interv.	2	3	19	9	6	7	1	18	8
Tour 1	20	2.1	0.4	0.3	0.0	0.1	0.3	0.4	0.2	1.2
Tour 2	20	2.2	0.3	0.9	0.1	0.3	0.1	0.3	0.8	0.2
Tour 3	20	2.1.5	0.9	0.7	0.5	0.8	0.1	0.3	0.4	1.6
Tour 4	20	2.1.3	0.3	1.3	0.5	0.1	0.2	0.2	0.5	2.2
Tour 5	20	2.1.1	0.4	0.9	0.7	0.1	1.3	0.4	0.6	2.3
Tour 6	20	2.1.7	0.3	0.2	0.5	0.3	0.4	1.1	1.3	2.7
Tour 7	20	2.1.8	0.1	0.1	0.9	0.4	0.3	0.5	1.5	4.4
Tour 8	20	2.1.8	1.1	0.0	0.2	0.4	1.7	6.2	1.8	5.3
Tour 9	20	2.1.6	0.7	0.0	0.3	0.4	1.7	7.4	0.3	7.7



## TLK

## Récapitulatif de l'événement

Tour 10	20	2 1.2	9 0.5	6 0.0	18 0.2	7 0.4	1 2.0	3 8.2	8 0.0	19 7.0
Tour 11	20	2 0.3	6 0.9	18 0.5	7 0.1	9 0.3	1 1.5	3 9.1	8 0.2	19 6.6
Tour 12	20	2 0.1	6 0.6	18 0.5	7 0.4	9 0.4	1 1.9	3 8.9	8 1.3	19 6.3
Tour 13	2	6 0.0	18 0.7	7 0.1	20 1.3	9 0.1	1 1.1	3 9.9	8 2.2	19 5.8
Tour 14	18	2 0.4	7 0.3	6 0.2	9 0.5	20 0.4	1 0.3	3 10.2	8 1.9	19 7.0

## COURSE 3 FINALE B

03/09/2022 - 16:50


Cl.	Kart	Pilote	Tours	Ecart	Interv.	Meilleur Tour	Stands
1	19	DAVID H	14			1:06.858	
2	20	NICOLAS	14	0.978	0.978	1:06.868	
3	14	LOIC	14	6.956	5.978	1:07.479	
4	7	MICKAEL	14	7.262	0.306	1:07.321	
5	3	CHRISTOPHE	14	22.058	14.796	1:07.513	
6	6	LUC	14	29.366	7.308	1:09.210	
7	5	GUILLAUME	14	1:07.082	37.716	1:09.657	
8	16	ERIC	13	1 Tour	1 Tour	1:14.058	
9	2	YOHANN	13	1 Tour	15.988	1:15.628	

### Historique des temps

Kart	Pilote	1	2	3	4	5	6	7	8	9	10	Moy.
19	DAVID H	1:09.505	1:08.797	1:08.100	1:07.645	1:08.000	1:07.813	1:08.970	1:07.212	1:09.236	1:06.858	1:08.040
		1:07.740	1:07.131	1:07.824	1:07.737							
20	NICOLAS	1:09.969	1:08.540	1:08.011	1:07.621	1:08.749	1:07.056	1:07.620	1:07.391	1:06.868	1:07.342	1:08.097
		1:07.884	1:07.448	1:07.724	1:11.142							
14	LOIC	1:10.800	1:08.348	1:08.882	1:09.349	1:08.680	1:07.854	1:08.056	1:08.872	1:07.984	1:07.967	1:08.528
		1:09.202	1:08.053	1:07.878	1:07.479							
7	MICKAEL	1:11.100	1:08.282	1:09.111	1:08.407	1:07.940	1:08.164	1:07.712	1:10.380	1:08.781	1:07.321	1:08.523
		1:07.423	1:08.912	1:07.533	1:08.264							
3	CHRISTOPHE	1:10.751	1:08.341	1:08.474	1:10.265	1:08.313	1:07.562	1:07.898	1:09.176	1:08.145	1:11.380	1:09.573
		1:13.516	1:14.681	1:07.513	1:08.015							
6	LUC	1:12.696	1:10.209	1:10.176	1:09.833	1:10.116	1:09.648	1:09.955	1:10.062	1:09.286	1:11.159	1:10.086
		1:09.943	1:09.406	1:09.210	1:09.508							
5	GUILLAUME	1:22.872	1:13.175	1:12.373	1:11.493	1:09.657	1:12.771	1:12.942	1:09.936	1:10.761	1:13.367	1:12.757
		1:11.612	1:11.477	1:12.997	1:13.165							
16	ERIC	1:18.526	1:16.758	1:17.162	1:17.558	1:17.367	1:17.575	1:15.881	1:16.529	1:16.073	1:16.532	1:16.576
		1:15.976	1:15.494	1:14.058								
2	YOHANN	1:23.869	1:17.915	1:18.043	1:19.101	1:18.882	1:16.859	1:17.810	1:17.622	1:17.136	1:16.165	1:17.787
		1:16.017	1:16.195	1:15.628								

### Tableau des tours

Tour 1 Interv.	19	20 0.6	14 0.7	3 0.4	7 0.2	6 1.8	16 6.7	5 3.7	2 1.8
Tour 2	19	20 0.3	14 0.5	3 0.4	7 0.1	6 3.7	16 13.3	5 0.1	2 6.5
Tour 3	19	20 0.2	14 1.4	3 0.0	7 0.8	6 4.8	5 15.6	16 4.6	2 7.6
Tour 4	19	20 0.2	7 3.0	14 0.0	3 0.9	6 5.2	5 17.3	16 10.7	2 9.1
Tour 5	19	20 1.0	7 2.2	14 0.8	3 0.5	6 7.0	5 16.8	16 18.4	2 10.6



## TLK

## Récapitulatif de l'événement

Tour	19	20	7	14	3	6	5	16	2
Tour 6	19	20 0.2	7 3.3	14 0.5	3 0.2	6 9.1	5 19.9	16 23.2	2 9.9
Tour 7	20	19 1.0	7 2.3	14 0.8	3 0.1	6 11.1	5 22.9	16 26.1	2 11.8
Tour 8	20	19 0.9	14 4.9	3 0.4	7 0.2	6 11.8	5 22.8	16 32.7	2 12.9
Tour 9	20	19 3.2	14 3.6	3 0.5	7 0.8	6 12.3	5 24.3	16 38.0	2 14.0
Tour 10	20	19 2.7	14 4.7	7 0.7	3 3.2	6 12.9	5 26.5	16 41.2	2 13.6
Tour 11	20	19 2.6	7 5.2	14 0.9	3 8.3	6 9.3	5 28.2	16 45.5	2 13.7
Tour 12	20	19 2.3	7 7.0	14 0.1	3 14.9	6 4.1	5 30.2	16 49.6	2 14.4
Tour 13	20	19 2.4	7 6.7	14 0.4	3 14.5	6 5.8	5 34.0	16 50.6	2 15.9
Tour 14	19	20 0.9	14 5.9	7 0.3	3 14.7	6 7.3	5 37.7		

## COURSE 3 FINALE A

03/09/2022 - 17:11

Cl	Kart	Pilote	Tours	Ecart	Interv.	Meilleur Tour	Stands
1	7	JEREMY	14			1:05.702	
2	19	TONY	14	6.330	6.330	1:06.630	
3	6	JULIEN PIERRE	14	7.996	1.666	1:05.773	
4	3	DAVID C	14	8.995	0.999	1:06.398	
5	14	ROMAIN	14	9.689	0.694	1:06.464	
6	20	JEAN FRANCOIS	14	10.467	0.778	1:06.824	
7	5	DAVID L	14	10.838	0.371	1:06.281	
8	15	ALEXANDRE	14	18.062	7.224	1:07.097	
9	16	FLORENT	14	19.234	1.172	1:07.371	
10	2	XAVIER	14	36.617	17.383	1:08.345	

### Historique des temps

Kart	Pilote	1	2	3	4	5	6	7	8	9	10	Moy.
7	JEREMY	1:12.157	1:08.173	1:06.389	1:06.911	1:05.992	1:07.841	1:06.078	1:06.119	1:05.842	1:05.859	1:06.770
		1:06.075	1:05.727	1:05.925	<b>1:05.702</b>							
19	TONY	1:09.668	1:07.494	1:07.540	1:07.226	1:07.352	1:07.300	1:07.284	1:07.046	1:06.804	1:06.769	1:07.264
		1:06.713	1:06.923	1:06.960	<b>1:06.630</b>							
6	JULIEN PIERRE	1:12.943	1:07.839	1:07.345	1:06.068	1:05.800	1:07.661	1:07.323	1:06.806	<b>1:05.773</b>	1:06.398	1:07.330
		1:09.195	1:06.021	1:06.127	1:07.332							
3	DAVID C	1:11.853	1:07.354	1:07.039	1:07.758	1:06.750	1:07.728	1:07.496	1:06.754	1:06.861	1:07.412	1:07.423
		1:07.130	1:06.600	1:06.796	<b>1:06.398</b>							
14	ROMAIN	1:11.757	1:07.134	1:06.744	1:07.265	1:07.346	1:07.814	1:07.109	1:07.916	1:07.251	1:07.190	1:07.487
		1:06.917	1:07.064	1:06.854	<b>1:06.464</b>							
20	JEAN FRANCOIS	1:09.938	1:07.615	1:07.954	1:06.998	1:07.188	1:08.132	1:07.025	1:07.413	1:07.074	1:07.124	1:07.536
		1:07.457	1:06.840	1:07.934	<b>1:06.824</b>							
5	DAVID L	1:12.700	1:08.202	1:09.409	1:07.581	1:07.369	1:06.889	1:06.599	1:06.448	1:06.819	<b>1:06.281</b>	1:07.551
		1:06.530	1:06.918	1:07.254	1:06.715							
15	ALEXANDRE	1:11.655	1:08.656	1:07.628	1:07.752	1:07.353	1:07.235	1:07.411	<b>1:07.097</b>	1:07.578	1:07.263	1:08.028
		1:07.350	1:07.654	1:09.368	1:08.399							
16	FLORENT	1:13.514	1:07.973	1:07.982	1:07.503	1:07.414	1:08.159	1:07.436	<b>1:07.371</b>	1:08.001	1:07.847	1:08.108
		1:07.499	1:07.948	1:07.394	1:07.474							
2	XAVIER	1:14.091	1:09.957	1:09.242	1:09.037	1:09.877	1:08.755	1:09.418	1:08.362	<b>1:08.345</b>	1:08.704	1:09.319
		1:08.530	1:08.500	1:08.481	1:09.178							





TLK

Récapitulatif de l'événement

Tableau des tours

Tour 1 Interv.	19	20 0.6	14 1.7	3 0.2	15 0.3	7 0.0	5 0.4	6 0.4	16 0.9	2 0.9
Tour 2	19	20 0.7	14 1.2	3 0.5	7 1.2	15 0.4	5 0.0	6 0.1	16 1.0	2 2.9
Tour 3	19	20 1.1	14 0.0	3 0.8	7 0.6	6 1.5	15 0.1	16 1.5	5 0.2	2 3.9
Tour 4	19	20 0.9	14 0.3	7 1.0	3 0.2	6 0.4	15 1.7	16 1.3	5 0.3	2 5.4
Tour 5	19	20 0.7	7 0.1	14 0.2	6 0.2	3 0.4	15 2.8	16 1.3	5 0.2	2 7.9
Tour 6	19	7 1.4	20 0.1	14 0.1	6 0.0	3 0.5	15 2.3	5 1.3	16 0.9	2 8.8
Tour 7	19	7 0.2	20 1.0	14 0.2	6 0.3	3 0.7	15 2.3	5 0.5	16 1.8	2 10.8
Tour 8	7	19 0.6	6 1.6	20 0.0	3 0.5	14 0.1	5 2.3	15 0.1	16 2.6	2 11.8
Tour 9	7	19 1.6	6 0.5	20 1.3	3 0.3	14 0.5	5 1.9	15 0.8	16 3.0	2 12.1
Tour 10	7	19 2.5	6 0.2	20 2.0	3 0.6	14 0.3	5 1.0	15 1.8	16 3.6	2 13.0
Tour 11	7	19 3.1	6 2.6	20 0.3	3 0.3	14 0.1	5 0.6	15 2.6	16 3.7	2 14.0
Tour 12	7	19 4.3	6 1.7	20 1.1	3 0.0	14 0.5	5 0.4	15 3.4	16 4.0	2 14.5
Tour 13	7	19 5.4	6 0.9	3 1.9	14 0.6	20 0.4	5 0.4	15 5.5	16 2.0	2 15.6
Tour 14	7	19 6.3	6 1.6	3 0.9	14 0.6	20 0.7	5 0.3	15 7.2	16 1.1	2 17.3