



# TLK Manche 5 - 2023

resultats


## essais qualif Groupe 1

02/09/2023 - 09:02

Cl	Kart	Pilote	Ecart	Meilleur Tour	Tours
1	11	CHRISTOPHE L		1:08.198	5
2	20	LOIC B	0.151	1:08.349	5
3	17	XAVIER M	0.524	1:08.722	5
4	4	THOMAS R	0.555	1:08.753	5
5	16	FABRICE T	0.607	1:08.805	5
6	18	ANTHONY H	0.932	1:09.130	5
7	8	LUC L	1.855	1:10.053	5
8	10	DAVID LU	2.095	1:10.293	5
9	21	LEANDRE Y	2.775	1:10.973	5
10	14	VALENTIN D	7.653	1:15.851	5

### Historique des temps

Kart	Pilote	1	2	3	4	5	6	7	8	9	10	Moy.
11	CHRISTOPHE L	-	1:10.858	1:08.198	1:08.331	1:08.792						1:09.044
20	LOIC B	-	1:08.874	1:14.140	1:08.640	1:08.349						1:10.000
17	XAVIER M	-	1:10.946	1:09.780	1:09.312	1:08.722						1:09.690
4	THOMAS R	-	1:11.323	1:10.428	1:09.002	1:08.753						1:09.876
16	FABRICE T	-	1:10.140	1:10.287	1:09.485	1:08.805						1:09.679
18	ANTHONY H	-	1:11.562	1:10.577	1:09.130	1:09.422						1:10.172
8	LUC L	-	1:11.737	1:10.942	1:10.053	1:10.874						1:10.901
10	DAVID LU	-	1:10.488	1:10.477	1:10.293	1:10.400						1:10.414
21	LEANDRE Y	-	1:14.013	1:13.784	1:11.882	1:10.973						1:12.663
14	VALENTIN D	-	1:17.437	1:15.851	1:31.213	1:19.867						1:21.092



# TLK Manche 5 - 2023

resultats


## essais qualif Groupe 2

02/09/2023 - 09:11

Cl	Kart	Pilote	Ecart	Meilleur Tour	Tours
1	8	JEREMY B		1:06.466	5
2	4	JULIEN PIERRE L	0.402	1:06.868	5
3	18	ALEXANDRE J	0.560	1:07.026	5
4	11	DAVID C	0.591	1:07.057	5
5	20	JEAN FRANCOIS T	0.689	1:07.155	5
6	1	ROMAIN H	0.962	1:07.428	5
7	17	NICOLAS Q	0.984	1:07.450	5
8	16	DAVID LE	1.142	1:07.608	5
9	10	DAVID H	1.155	1:07.621	5
10	21	FLORENT M	1.547	1:08.013	5
11	14	MICKAEL G	2.903	1:09.369	5

### Historique des temps

Kart	Pilote	1	2	3	4	5	6	7	8	9	10	Moy.
8	JEREMY B	-	1:06.718	1:06.466	1:06.741	1:06.565						1:06.622
4	JULIEN PIERRE L	-	1:07.033	1:07.479	1:06.868	1:07.425						1:07.201
18	ALEXANDRE J	-	1:07.964	1:07.841	1:07.424	1:07.026						1:07.563
11	DAVID C	-	1:08.472	1:08.710	1:07.057	1:07.290						1:07.882
20	JEAN FRANCOIS T	-	1:08.405	1:07.738	1:07.155	1:07.372						1:07.667
1	ROMAIN H	-	1:08.636	1:08.136	1:08.362	1:07.428						1:08.140
17	NICOLAS Q	-	1:09.116	1:08.119	1:07.450	1:07.554						1:08.059
16	DAVID LE	-	1:09.636	1:08.804	1:07.608	1:07.796						1:08.461
10	DAVID H	-	1:08.613	1:07.621	1:07.843	1:08.136						1:08.053
21	FLORENT M	-	1:08.547	1:08.388	1:08.013	1:08.324						1:08.318
14	MICKAEL G	-	1:10.582	1:09.369	1:10.752	1:09.630						1:10.083



## TLK Manche 5 - 2023

resultats

### Meilleurs Temps

Cl	Kart	Pilote	essais qualif Groupe 1	essais qualif Groupe 2
1		JEREMY B		1:06.466
2		JULIEN PIERRE L		1:06.868
3		ALEXANDRE J		1:07.026
4		DAVID C		1:07.057
5		JEAN FRANCOIS T		1:07.155
6		ROMAIN H		1:07.428
7		NICOLAS Q		1:07.450
8		DAVID LE		1:07.608
9		DAVID H		1:07.621
10		FLORENT M		1:08.013
11		CHRISTOPHE L	1:08.198	
12		LOIC B	1:08.349	
13		XAVIER M	1:08.722	
14		THOMAS R	1:08.753	
15		FABRICE T	1:08.805	
16		ANTHONY H	1:09.130	
17		MICKAEL G		1:09.369
18		LUC L	1:10.053	
19		DAVID LU	1:10.293	
20		LEANDRE Y	1:10.973	
21		VALENTIN D	1:15.851	



# TLK Manche 5 - 2023

resultats


## Course 1 - Finale B

02/09/2023 - 09:35

Cl.	Kart	Pilote	Tours	Ecart	Interv.	Meilleur Tour	km/h	Temps moyen
1	19	MICKAEL G	14			1:07.098	63.22	1:08.293
2	9	LOIC B	14	0.328	0.328	1:07.532	63.20	1:08.355
3	2	THOMAS R	14	8.734	8.406	1:08.218	62.65	1:08.938
4	15	FABRICE T	14	9.954	1.220	1:07.754	62.57	1:09.012
5	7	ANTHONY H	14	11.792	1.838	1:07.938	62.45	1:09.137
6	12	XAVIER M	14	12.119	0.327	1:07.842	62.43	1:09.182
7	17	LEANDRE Y	14	15.391	3.272	1:08.071	62.22	1:09.351
8	18	DAVID LU	14	19.717	4.326	1:08.702	61.94	1:09.672
9	20	VALENTIN D	14	36.593	16.876	1:09.007	60.89	1:10.826
10	6	LUC L	14	39.072	2.479	1:09.565	60.74	1:11.065

### Historique des temps

Kart	Pilote	1	2	3	4	5	6	7	8	9	10	Moy.
19	MICKAEL G	1:12.905 <b>1:07.098</b>	1:08.442 1:07.230	1:07.495 1:07.911	1:10.158 1:07.739	1:08.889	1:07.610	1:08.233	1:07.579	1:07.399	1:07.419	1:08.293
9	LOIC B	1:11.137 <b>1:07.532</b>	1:08.882 1:08.419	1:08.583 1:08.128	1:08.212 1:08.334	1:07.995	1:08.201	1:08.272	1:07.871	1:07.764	1:07.647	1:08.355
2	THOMAS R	1:11.026 1:08.668	1:09.237 1:08.328	1:08.499 1:08.275	1:10.111 1:08.629	1:09.090	1:08.944	1:09.367	1:08.397	<b>1:08.218</b>	1:08.347	1:08.938
15	FABRICE T	1:14.133 1:08.780	1:10.106 1:08.411	1:10.395 1:08.303	1:08.445 1:07.863	1:08.232	1:08.582	1:08.181	1:08.742	1:08.249	<b>1:07.754</b>	1:09.012
7	ANTHONY H	1:13.798 1:09.734	1:09.823 1:08.431	1:09.049 1:08.379	1:09.064 1:09.056	1:09.302	1:08.073	<b>1:07.938</b>	1:08.202	1:08.384	1:08.693	1:09.137
12	XAVIER M	1:13.477 1:08.131	1:11.416 1:08.791	1:10.468 1:08.383	1:08.973 1:08.852	1:08.566	1:08.309	<b>1:07.842</b>	1:08.439	1:09.036	1:07.865	1:09.182
17	LEANDRE Y	1:14.614 <b>1:08.071</b>	1:10.589 1:08.292	1:09.816 1:08.278	1:08.991 1:08.423	1:09.834	1:09.909	1:09.375	1:08.236	1:08.278	1:08.210	1:09.351
18	DAVID LU	1:12.893 1:09.165	1:10.310 1:09.288	1:10.564 <b>1:08.702</b>	1:09.291 1:08.820	1:09.823	1:09.119	1:08.741	1:09.801	1:09.347	1:09.550	1:09.672
20	VALENTIN D	1:16.619 1:09.106	1:13.014 <b>1:09.007</b>	1:12.346 1:09.690	1:11.097 1:10.221	1:10.234	1:10.890	1:10.369	1:09.406	1:09.848	1:09.722	1:10.826
6	LUC L	1:14.728 1:10.517	1:10.558 1:09.902	1:11.204 1:11.458	1:10.833 1:11.749	<b>1:09.565</b>	1:10.191	1:11.189	1:11.724	1:11.378	1:09.918	1:11.065



# TLK Manche 5 - 2023

resultats


## Course 1 - Finale A

02/09/2023 - 09:56

Cl	Kart	Pilote	Tours	Ecart	Interv.	Meilleur Tour	km/h	Temps moyen
1	18	JEREMY B	14			1:05.480	65.39	1:06.064
2	8	ROMAIN H	14	12.445	12.445	1:06.268	64.52	1:06.928
3	17	JULIEN PIERRE L	14	12.494	0.049	1:05.972	64.52	1:06.958
4	4	NICOLAS Q	14	13.719	1.225	1:05.946	64.43	1:07.008
5	20	ALEXANDRE J	14	14.795	1.076	1:06.026	64.36	1:07.104
6	11	DAVID LE	14	17.580	2.785	1:06.102	64.17	1:07.281
7	16	DAVID C	14	27.113	9.533	1:00.926	63.53	1:07.984
8	21	DAVID H	14	27.162	0.049	1:07.037	63.52	1:07.953
9	1	FLORENT M	14	27.453	0.291	1:06.836	63.50	1:07.973
10	10	JEAN FRANCOIS T	14	34.381	6.928	1:06.152	63.05	1:08.500
11	14	CHRISTOPHE L	14	42.823	8.442	1:07.985	62.50	1:09.056

### Historique des temps

Kart	Pilote	1	2	3	4	5	6	7	8	9	10	Moy.
18	JEREMY B	1:07.632	1:05.819	1:05.875	1:06.210	1:05.968	1:05.838	1:07.994	1:05.631	1:05.654	1:05.837	1:06.064
		1:05.937	<b>1:05.480</b>	1:05.494	1:05.531							
8	ROMAIN H	1:10.406	1:07.109	1:06.721	1:07.234	1:07.085	1:06.644	1:07.052	<b>1:06.268</b>	1:06.675	1:06.312	1:06.928
		1:06.286	1:06.432	1:06.276	1:06.495							
17	JULIEN PIERRE L	1:08.381	1:08.288	1:07.183	1:07.822	1:06.936	1:06.633	1:07.509	1:06.282	1:06.660	1:06.412	1:06.958
		1:06.103	1:06.819	<b>1:05.972</b>	1:06.422							
4	NICOLAS Q	1:11.310	1:07.454	1:07.137	1:06.775	1:06.740	1:06.644	1:07.244	1:06.436	1:06.459	1:06.294	1:07.008
		<b>1:05.946</b>	1:07.611	1:06.059	1:06.014							
20	ALEXANDRE J	1:09.056	1:07.562	1:07.510	1:07.108	1:07.036	1:06.610	1:08.379	1:06.857	1:06.696	1:06.390	1:07.104
		1:06.206	1:07.751	1:06.282	<b>1:06.026</b>							
11	DAVID LE	1:12.349	1:07.735	1:07.209	1:07.565	1:08.130	1:07.137	1:06.722	1:06.432	<b>1:06.102</b>	1:06.524	1:07.281
		1:06.825	1:06.584	1:06.263	1:06.358							
16	DAVID C	1:14.161	1:10.054	1:08.214	1:08.315	1:07.562	1:07.708	1:07.927	1:08.052	1:07.582	1:07.946	1:07.984
		1:07.895	1:07.507	1:07.935	<b>1:00.926</b>							
21	DAVID H	1:11.874	1:07.413	1:07.622	1:07.570	1:09.318	1:07.566	1:07.649	1:07.393	1:07.297	1:07.379	1:07.953
		<b>1:07.037</b>	1:07.971	1:07.106	1:08.148							
1	FLORENT M	1:12.825	1:07.506	1:08.137	1:07.835	1:07.805	1:07.929	1:07.537	1:07.172	1:07.148	1:08.021	1:07.973
		1:08.214	1:07.466	1:07.204	<b>1:06.836</b>							
10	JEAN FRANCOIS T	1:10.462	1:16.963	1:08.016	1:07.311	1:06.898	1:06.760	1:07.198	1:06.623	<b>1:06.152</b>	1:06.536	1:08.500
		1:07.528	1:06.612	1:06.632	1:15.311							
14	CHRISTOPHE L	1:13.480	1:10.914	1:08.775	1:09.407	1:08.666	1:08.936	1:08.490	1:08.127	1:08.788	1:08.755	1:09.056
		1:08.173	1:08.029	<b>1:07.985</b>	1:08.266							




# TLK Manche 5 - 2023

resultats

## Cumul Course 1

Clt	Kart	Pilote	Course 1 - Finale B	Course 1 - Finale A	Points
1		NICOLAS Q	-	30	30
2		JULIEN PIERRE L	-	29	29
3		ROMAIN H	-	28	28
4		JEREMY B	-	27	27
5		ALEXANDRE J	-	26	26
6		DAVID LE	-	25	25
7		DAVID C	-	24	24
8		DAVID H	-	23	23
9		MICKAEL G	22	-	22
10		LOIC B	21	-	21
11		THOMAS R	20	-	20
12		FLORENT M	-	19	19
13		JEAN FRANCOIS T	-	18	18
14		CHRISTOPHE L	-	17	17
15		FABRICE T	16	-	16
16		ANTHONY H	15	-	15
17		XAVIER M	14	-	14
18		LEANDRE Y	13	-	13
19		DAVID LU	12	-	12
20		VALENTIN D	11	-	11
21		LUC L	10	-	10



# TLK Manche 5 - 2023

resultats


## Course 2 - Finale B

02/09/2023 - 10:30

Cl't	Kart	Pilote	Tours	Ecart	Interv.	Meilleur Tour	km/h	Temps moyen
1	9	FABRICE T	9			1:28.136	42.75	1:31.543
2	3	FLORENT M	9	6.333	6.333	1:28.985	42.45	1:32.305
3	5	JEAN FRANCOIS T	9	19.818	13.485	1:31.483	41.84	1:34.103
4	19	CHRISTOPHE L	9	20.434	0.616	1:29.836	41.81	1:33.738
5	15	XAVIER M	9	53.551	33.117	1:32.391	40.37	1:35.802
6	2	ANTHONY H	9	54.097	0.546	1:32.446	40.35	1:36.493
7	12	DAVID LU	9	56.812	2.715	1:33.295	40.23	1:36.770
8	1	LEANDRE Y	9	58.793	1.981	1:34.949	40.15	1:37.068
9	6	VALENTIN D	9	1:19.912	21.119	1:31.292	39.29	1:39.028

### Historique des temps

Kart	Pilote	1	2	3	4	5	6	7	8	9	10	Moy.
9	FABRICE T	1:32.810	1:33.095	1:33.194	1:32.560	1:31.661	1:32.503	1:30.643	1:29.290	1:28.136		1:31.543
3	FLORENT M	1:32.779	1:32.963	1:33.097	1:31.970	1:32.308	1:33.864	1:33.057	1:31.730	1:28.985		1:32.305
5	JEAN FRANCOIS T	1:31.846	1:32.334	1:31.483	1:32.168	1:32.140	1:32.312	1:44.653	1:37.345	1:32.648		1:34.103
19	CHRISTOPHE L	1:33.585	1:33.552	1:35.819	1:37.139	1:33.767	1:33.385	1:33.742	1:32.817	1:29.836		1:33.738
15	XAVIER M	1:38.600	1:37.087	1:37.423	1:37.657	1:35.257	1:35.390	1:34.836	1:32.391	1:33.579		1:35.802
2	ANTHONY H	1:41.264	1:37.441	1:38.943	1:35.996	1:36.997	1:36.703	1:35.616	1:33.038	1:32.446		1:36.493
12	DAVID LU	1:40.303	1:37.665	1:40.168	1:39.191	1:35.747	1:36.380	1:34.666	1:33.520	1:33.295		1:36.770
1	LEANDRE Y	1:38.538	1:37.951	1:37.925	1:37.420	1:38.145	1:36.809	1:36.171	1:34.949	1:35.704		1:37.068
6	VALENTIN D	1:47.511	1:42.697	1:40.107	1:42.270	1:39.306	1:37.455	1:35.968	1:34.647	1:31.292		1:39.028



# TLK Manche 5 - 2023

resultats

## Course 2 - Finale A

02/09/2023 - 10:52

Cl't	Kart	Pilote	Tours	Ecart	Interv.	Meilleur Tour	km/h	Temps moyen
1	14	JEREMY B	13			1:06.968	59.12	1:13.031
2	2	ROMAIN H	13	7.357	7.357	1:07.464	58.67	1:13.604
3	11	ALEXANDRE J	13	14.081	6.724	1:08.868	58.26	1:14.097
4	10	NICOLAS Q	13	22.170	8.089	1:08.188	57.77	1:14.773
5	4	DAVID C	13	22.368	0.198	1:07.554	57.76	1:14.715
6	20	DAVID LE	13	22.813	0.445	1:08.559	57.74	1:14.763
7	8	MICKAEL G	13	23.162	0.349	1:08.233	57.72	1:14.750
8	21	JULIEN PIERRE L	13	23.764	0.602	1:08.446	57.68	1:14.886
9	17	DAVID H	13	23.965	0.201	1:08.112	57.67	1:14.830
10	9	LOIC B	13	32.437	8.472	1:08.664	57.17	1:15.459
11	3	THOMAS R	13	40.559	8.122	1:09.153	56.70	1:16.067

### Historique des temps

Kart	Pilote	1	2	3	4	5	6	7	8	9	10	Moy.
14	JEREMY B	1:24.725	1:19.720	1:17.540	1:15.521	1:13.615	1:13.531	1:11.715	1:10.813	1:10.042	1:08.976	1:13.031
		1:08.437	1:07.805	<b>1:06.968</b>								
2	ROMAIN H	1:28.457	1:21.733	1:19.794	1:16.786	1:14.479	1:12.293	1:10.828	1:10.225	1:09.386	1:08.932	1:13.604
		1:08.334	1:08.148	<b>1:07.464</b>								
11	ALEXANDRE J	1:29.925	1:20.189	1:19.563	1:17.162	1:14.571	1:12.509	1:11.470	1:10.365	1:10.041	1:09.169	1:14.097
		<b>1:08.868</b>	1:09.215	1:10.218								
10	NICOLAS Q	1:27.105	1:22.503	1:20.207	1:18.780	1:16.273	1:14.511	1:13.643	1:11.291	1:11.386	1:09.717	1:14.773
		1:09.534	1:08.920	<b>1:08.188</b>								
4	DAVID C	1:30.950	1:20.971	1:18.115	1:18.545	1:15.697	1:14.979	1:13.517	1:10.729	1:12.621	1:09.847	1:14.715
		1:08.977	1:08.794	<b>1:07.554</b>								
20	DAVID LE	1:31.735	1:22.182	1:18.786	1:16.316	1:15.916	1:14.401	1:14.876	1:10.521	1:10.774	1:09.333	1:14.763
		1:09.754	<b>1:08.559</b>	1:08.776								
8	MICKAEL G	1:31.465	1:22.772	1:18.125	1:17.954	1:14.388	1:14.488	1:14.754	1:10.379	1:10.943	1:09.485	1:14.750
		1:09.464	1:09.309	<b>1:08.233</b>								
21	JULIEN PIERRE L	1:27.241	1:23.180	1:20.150	1:18.479	1:17.153	1:15.627	1:13.613	1:10.886	1:10.327	1:10.222	1:14.886
		1:09.324	1:08.875	<b>1:08.446</b>								
17	DAVID H	1:32.760	1:23.524	1:19.346	1:18.431	1:15.880	1:14.884	1:12.781	1:11.237	1:09.927	1:09.018	1:14.830
		<b>1:08.112</b>	1:08.546	1:08.348								
9	LOIC B	1:33.052	1:24.455	1:21.782	1:19.096	1:15.504	1:15.013	1:13.542	1:11.468	1:10.693	1:09.953	1:15.459
		1:09.024	<b>1:08.664</b>	1:08.727								
3	THOMAS R	1:31.755	1:25.569	1:21.190	1:19.230	1:17.440	1:16.024	1:15.069	1:13.431	1:10.867	1:10.038	1:16.067
		1:09.665	1:09.445	<b>1:09.153</b>								





# TLK Manche 5 - 2023

resultats

## Cumul Course 2

Clt	Kart	Pilote	Course 2 - Finale B	Course 2 - Finale A	Points
1		NICOLAS Q	-	30	30
2		ALEXANDRE J	-	29	29
3		ROMAIN H	-	28	28
4		JEREMY B	-	27	27
5		DAVID C	-	26	26
6		DAVID LE	-	25	25
7		MICKAEL G	-	24	24
8		JULIEN PIERRE L	-	23	23
9		FABRICE T	22	-	22
10		FLORENT M	21	-	21
11		JEAN FRANCOIS T	20	-	20
12		DAVID H	-	19	19
13		LOIC B	-	18	18
14		THOMAS R	-	17	17
15		CHRISTOPHE L	16	-	16
16		XAVIER M	15	-	15
17		ANTHONY H	14	-	14
18		DAVID LU	13	-	13
19		LEANDRE Y	12	-	12
20		VALENTIN D	11	-	11



# TLK Manche 5 - 2023

resultats


## Course 3 - Finale B

02/09/2023 - 11:17

Clit	Kart	Pilote	Tours	Ecart	Interv.	Meilleur Tour	km/h	Temps moyen
1	5	DAVID H	14			1:07.131	63.70	1:07.819
2	15	THOMAS R	14	0.450	0.450	1:06.894	63.67	1:07.819
3	19	LOIC B	14	0.796	0.346	1:06.673	63.64	1:07.870
4	12	CHRISTOPHE L	14	6.692	5.896	1:07.055	63.25	1:08.264
5	1	XAVIER M	14	16.852	10.160	1:08.173	62.59	1:08.950
6	6	ANTHONY H	14	18.069	1.217	1:07.901	62.51	1:09.038
7	10	DAVID LU	14	28.541	10.472	1:08.431	61.84	1:09.766
8	9	LEANDRE Y	14	37.513	8.972	1:08.413	61.28	1:10.391
9	11	VALENTIN D	14	37.901	0.388	1:08.047	61.25	1:10.403

### Historique des temps

Kart	Pilote	1	2	3	4	5	6	7	8	9	10	Moy.
5	DAVID H	1:09.846	1:08.056	1:08.801	1:07.598	1:07.755	1:08.147	1:07.606	1:07.888	1:07.131	1:07.185	1:07.819
15	THOMAS R	1:10.121	1:07.777	1:08.959	1:08.096	1:08.309	1:07.254	1:08.389	1:06.894	1:07.037	1:07.226	1:07.819
19	LOIC B	1:10.394	1:07.698	1:10.520	1:07.505	1:08.546	1:07.733	1:07.738	1:07.844	1:06.673	1:06.991	1:07.870
12	CHRISTOPHE L	1:10.504	1:08.043	1:09.248	1:07.558	1:09.412	1:08.050	1:08.001	1:07.735	1:07.280	1:07.656	1:08.264
1	XAVIER M	1:12.124	1:09.178	1:08.757	1:08.939	1:08.173	1:09.325	1:08.705	1:08.337	1:08.533	1:08.646	1:08.950
6	ANTHONY H	1:14.136	1:09.345	1:08.672	1:08.299	1:08.643	1:09.281	1:08.623	1:07.901	1:08.710	1:09.232	1:09.038
10	DAVID LU	1:14.814	1:10.207	1:10.064	1:09.897	1:09.827	1:08.431	1:09.002	1:08.974	1:08.831	1:08.982	1:09.766
9	LEANDRE Y	1:16.429	1:11.868	1:11.030	1:11.063	1:10.116	1:11.215	1:10.059	1:09.255	1:09.510	1:08.922	1:10.391
11	VALENTIN D	1:16.322	1:15.520	1:09.862	1:09.880	1:09.384	1:09.530	1:11.991	1:09.104	1:09.066	1:10.021	1:10.403



# TLK Manche 5 - 2023

resultats

## Course 3 - Finale A

02/09/2023 - 11:38

Cl't	Kart	Pilote	Tours	Ecart	Interv.	Meilleur Tour	km/h	Temps moyen
1	1	JEREMY B	14			1:06.164	64.64	1:06.808
2	4	JULIEN PIERRE L	14	13.928	13.928	1:06.323	63.69	1:07.766
3	3	ROMAIN H	14	14.017	0.089	1:06.893	63.68	1:07.810
4	6	NICOLAS Q	14	15.280	1.263	1:06.834	63.60	1:07.924
5	17	DAVID C	14	19.163	3.883	1:06.865	63.34	1:08.150
6	21	DAVID LE	14	19.407	0.244	1:06.920	63.33	1:08.172
7	2	JEAN FRANCOIS T	14	19.911	0.504	1:06.769	63.29	1:08.162
8	5	ALEXANDRE J	14	24.046	4.135	1:06.847	63.02	1:08.544
9	20	MICKAEL G	14	27.361	3.315	1:07.236	62.80	1:08.721
10	14	FLORENT M	14	30.827	3.466	1:08.070	62.58	1:08.949
11	8	FABRICE T	14	31.120	0.293	1:07.978	62.56	1:08.978

### Historique des temps

Kart	Pilote	1	2	3	4	5	6	7	8	9	10	Moy.
1	JEREMY B	1:10.833	1:07.023	1:06.542	1:06.597	1:06.379	1:06.824	1:06.573	1:06.693	1:06.451	1:06.352	1:06.808
		<b>1:06.164</b>	1:06.276	1:06.270	1:06.344							
4	JULIEN PIERRE L	1:11.140	1:07.962	1:09.611	1:07.811	1:07.387	1:06.693	1:07.808	1:06.786	<b>1:06.323</b>	1:08.233	1:07.766
		1:07.464	1:06.640	1:07.024	1:07.850							
3	ROMAIN H	1:11.413	1:08.109	1:09.143	1:07.319	1:07.301	1:07.210	1:07.180	<b>1:06.893</b>	1:07.452	1:08.041	1:07.810
		1:07.347	1:06.964	1:08.032	1:06.942							
6	NICOLAS Q	1:10.670	1:09.049	1:09.708	1:07.786	1:07.210	1:07.033	1:08.665	1:07.394	1:07.951	1:07.202	1:07.924
		<b>1:06.834</b>	1:07.177	1:07.069	1:07.193							
17	DAVID C	1:11.927	1:07.605	1:10.572	1:07.512	1:07.574	1:09.890	1:07.641	<b>1:06.865</b>	1:08.546	1:07.222	1:08.150
		1:07.209	1:07.244	1:07.202	1:07.098							
21	DAVID LE	1:11.207	1:09.179	1:08.791	1:07.635	1:08.142	1:09.862	1:08.478	1:07.450	1:07.920	1:07.367	1:08.172
		1:07.151	1:07.286	<b>1:06.920</b>	1:07.022							
2	JEAN FRANCOIS T	1:12.841	1:07.868	1:09.617	1:07.578	1:07.504	1:09.428	1:08.041	1:07.626	1:07.700	1:07.429	1:08.162
		1:07.009	1:07.503	<b>1:06.769</b>	1:07.363							
5	ALEXANDRE J	1:11.003	1:08.359	1:10.494	1:07.862	1:08.000	1:10.485	1:08.414	1:07.454	1:11.193	1:07.686	1:08.544
		1:07.700	1:07.135	<b>1:06.847</b>	1:06.996							
20	MICKAEL G	1:11.954	1:08.513	1:09.834	1:07.715	<b>1:07.236</b>	1:09.995	1:08.407	1:07.554	1:11.097	1:07.742	1:08.721
		1:09.118	1:07.698	1:07.478	1:07.766							
14	FLORENT M	1:12.198	1:08.335	1:09.642	1:08.660	1:08.517	1:08.958	1:08.298	<b>1:08.070</b>	1:09.583	1:09.257	1:08.949
		1:08.726	1:08.417	1:08.442	1:08.189							
8	FABRICE T	1:13.166	1:08.643	1:09.407	1:08.570	1:08.396	1:08.843	1:08.283	<b>1:07.978</b>	1:09.326	1:09.379	1:08.978
		1:08.560	1:08.388	1:08.635	1:08.122							