

tlk challenge 2022- finale

resultats


chronos

13/11/2022 - 14:23

Cl	Kart	Pilote	Ecart	Meilleur Tour	Tours
1	7	DAVID C		1:09.523	5
2	11	ROMAIN	0.329	1:09.852	5
3	20	JULIEN-PIERRE	0.355	1:09.878	5
4	18	NICOLAS	0.551	1:10.074	6
5	36	DAVID L	0.641	1:10.164	6
6	15	FLORENT	0.975	1:10.498	5
7	32	DAVID	1.294	1:10.817	6
8	17	JEAN-FRANCOIS	1.320	1:10.843	5
9	26	LOIC	1.516	1:11.039	5
10	23	THOMAS	1.518	1:11.041	5
11	34	WILFRIED	1.539	1:11.062	5
12	2	GUILLAUME	1.642	1:11.165	6
13	33	MICKAEL	1.806	1:11.329	5
14	10	ALEXANDRE	1.958	1:11.481	5
15	19	FABIEN	2.129	1:11.652	5
16	25	HUGO	2.269	1:11.792	5
17	29	TONY	2.424	1:11.947	5
18	5	DOMINIQUE	2.488	1:12.011	5
19	30	XAVIER	2.509	1:12.032	5
20	35	JEAN-SEBASTIEN	3.040	1:12.563	5
21	24	LUC	3.283	1:12.806	5
22	22	FRANCIS	3.652	1:13.175	5
23	6	VALENTIN	3.860	1:13.383	5
24	4	TIMOTHEE	3.962	1:13.485	5
25	8	RAPHAEL	4.648	1:14.171	4
26	14	SIMON	5.223	1:14.746	5

Historique des temps


Kart	Pilote	1	2	3	4	5	6	7	8	9	10	Moy.
7	DAVID C	-	1:10.790	1:10.058	1:09.523	1:10.230						1:10.150
11	ROMAIN	-	1:11.880	1:10.370	1:09.852	1:09.866						1:10.492
20	JULIEN-PIERRE	-	1:11.596	1:10.718	1:09.878	1:10.478						1:10.667
18	NICOLAS	-	1:11.603	1:10.773	1:10.669	1:10.409	1:10.074					1:10.705
36	DAVID L	-	1:10.845	1:10.417	1:10.352	1:10.303	1:10.164					1:10.416
15	FLORENT	-	1:11.658	1:10.940	1:10.498	1:11.094						1:11.047
32	DAVID	-	1:11.508	1:10.846	1:12.249	1:10.821	1:10.817					1:11.248
17	JEAN-FRANCOIS	-	1:11.901	1:10.843	1:12.469	1:13.689						1:12.225
26	LOIC	-	1:13.974	1:11.708	1:11.460	1:11.039						1:12.045
23	THOMAS	-	1:12.613	1:11.712	1:11.520	1:11.041						1:11.721
34	WILFRIED	-	1:12.358	1:11.395	1:11.261	1:11.062						1:11.519
2	GUILLAUME	-	1:12.995	1:11.597	1:12.322	1:11.165	1:11.983					1:12.012
33	MICKAEL	-	1:13.274	1:12.410	1:11.329	1:12.018						1:12.257
10	ALEXANDRE	-	1:12.547	1:12.111	1:11.481	1:11.662						1:11.950
19	FABIEN	-	1:11.985	1:11.883	1:11.652	1:11.996						1:11.879
25	HUGO	-	1:14.997	1:14.181	1:12.213	1:11.792						1:13.295
29	TONY	-	1:13.210	1:12.315	1:11.947	1:12.043						1:12.378
5	DOMINIQUE	-	1:13.356	1:12.011	1:12.837	1:12.318						1:12.630
30	XAVIER	-	1:13.140	1:12.842	1:12.336	1:12.032						1:12.587



tlk challenge 2022- finale

resultats

Kart	Pilote	1	2	3	4	5	6	7	8	9	10	Moy.
35	JEAN-SEBASTIEN	-	1:13.546	1:12.563	1:12.793	1:14.640						1:13.385
24	LUC	-	1:13.784	1:13.491	1:12.864	1:12.806						1:13.236
22	FRANCIS	-	1:16.309	1:14.749	1:14.110	1:13.175						1:14.585
6	VALENTIN	-	1:15.686	1:13.383	1:14.373	1:14.477						1:14.479
4	TIMOTHEE	-	1:16.048	1:13.485	1:14.278	1:14.679						1:14.622
8	RAPHAEL	-	1:16.068	1:15.816	1:14.171							1:15.351
14	SIMON	-	1:16.781	1:16.185	1:14.746	1:15.503						1:15.803



tlk challenge 2022- finale

resultats


course 1

13/11/2022 - 14:34

Clt	Kart	Pilote	Tours	Ecart	Interv.	Meilleur Tour	km/h	Stands
1	7	DAVID C	13			1:09.205	61.71	
2	11	ROMAIN	13	0.277	0.277	1:09.418	61.69	
3	20	JULIEN-PIERRE	13	0.452	0.175	1:09.320	61.68	
4	36	DAVID L	13	0.906	0.454	1:09.454	61.65	
5	18	NICOLAS	13	5.239	4.333	1:09.695	61.36	
6	15	FLORENT	13	5.374	0.135	1:09.617	61.35	
7	32	DAVID	13	9.779	4.405	1:09.844	61.06	
8	17	JEAN-FRANCOIS	13	15.846	6.067	1:10.321	60.66	
9	26	LOIC	13	18.746	2.900	1:10.307	60.47	
10	19	FABIEN	13	19.221	0.475	1:10.045	60.44	
11	34	WILFRIED	13	19.384	0.163	1:09.942	60.43	
12	10	ALEXANDRE	13	20.138	0.754	1:10.293	60.38	
13	23	THOMAS	13	22.162	2.024	1:10.456	60.25	
14	33	MICKAEL	13	23.941	1.779	1:10.501	60.13	
15	29	TONY	13	26.592	2.651	1:10.858	59.96	
16	2	GUILLAUME	13	27.022	0.430	1:10.586	59.93	
17	35	JEAN-SEBASTIEN	13	27.217	0.195	1:10.705	59.92	
18	25	HUGO	13	29.156	1.939	1:10.788	59.80	
19	5	DOMINIQUE	13	32.359	3.203	1:11.038	59.59	
20	30	XAVIER	13	36.451	4.092	1:10.905	59.34	
21	24	LUC	13	43.140	6.689	1:11.924	58.92	
22	4	TIMOTHEE	13	43.381	0.241	1:11.764	58.90	
23	6	VALENTIN	13	45.234	1.853	1:12.039	58.79	
24	8	RAPHAEL	13	47.484	2.250	1:12.251	58.65	
25	14	SIMON	13	1:02.640	15.156	1:13.196	57.74	
26	22	FRANCIS	12	1 Tour	1 Tour	1:12.006	56.25	

Historique des temps


Kart	Pilote	1	2	3	4	5	6	7	8	9	10	Moy.
7	DAVID C	1:13.524	1:09.804	1:09.757	1:09.703	1:09.847	1:09.464	1:09.736	1:09.684	1:09.724	1:09.531	1:10.002
		1:10.195	1:09.205	1:09.863								
11	ROMAIN	1:14.323	1:09.814	1:09.953	1:09.610	1:09.451	1:09.517	1:09.422	1:09.727	1:09.890	1:09.418	1:10.022
		1:09.572	1:09.963	1:09.636								
20	JULIEN-PIERRE	1:13.201	1:09.983	1:10.425	1:09.626	1:09.320	1:09.648	1:09.673	1:09.461	1:09.998	1:09.406	1:09.976
		1:09.628	1:09.787	1:09.544								
36	DAVID L	1:13.760	1:09.600	1:09.977	1:09.638	1:09.465	1:09.586	1:09.613	1:09.480	1:09.960	1:09.454	1:09.974
		1:09.715	1:09.684	1:09.735								
18	NICOLAS	1:15.020	1:10.551	1:09.979	1:09.809	1:09.695	1:09.875	1:09.734	1:09.804	1:09.789	1:09.835	1:10.337
		1:10.192	1:10.091	1:10.017								
15	FLORENT	1:14.095	1:10.398	1:10.023	1:10.268	1:09.617	1:09.886	1:09.753	1:09.951	1:09.758	1:09.706	1:10.288
		1:10.419	1:09.887	1:09.993								
32	DAVID	1:15.242	1:11.053	1:09.844	1:10.063	1:10.058	1:10.062	1:09.992	1:10.273	1:10.001	1:10.172	1:10.607
		1:10.302	1:10.458	1:10.373								
17	JEAN-FRANCOIS	1:15.266	1:11.877	1:10.519	1:10.396	1:10.445	1:10.321	1:10.709	1:10.830	1:10.768	1:10.698	1:11.062
		1:10.508	1:10.616	1:10.855								
26	LOIC	1:16.826	1:11.372	1:11.758	1:11.090	1:10.352	1:10.374	1:10.714	1:10.849	1:10.598	1:10.307	1:11.242
		1:10.380	1:10.797	1:10.740								
19	FABIEN	1:15.178	1:11.087	1:11.479	1:10.771	1:10.762	1:10.882	1:11.004	1:11.354	1:10.699	1:10.415	1:11.190



tlk challenge 2022- finale

resultats

Kart	Pilote	1	2	3	4	5	6	7	8	9	10	Moy.
		1:10.045	1:10.731	1:11.070								
34	WILFRIED	1:15.485	1:11.618	1:13.028	1:11.748	1:10.808	1:10.829	1:10.817	1:09.942	1:10.321	1:10.669	1:11.282
		1:10.296	1:10.443	1:10.667								
10	ALEXANDRE	1:14.399	1:12.177	1:12.435	1:11.979	1:10.603	1:10.504	1:10.556	1:10.529	1:10.665	1:10.646	1:11.292
		1:10.293	1:10.466	1:11.554								
23	THOMAS	1:14.483	1:12.900	1:14.318	1:11.109	1:11.105	1:10.860	1:10.673	1:10.661	1:10.456	1:10.633	1:11.531
		1:10.806	1:11.145	1:10.758								
33	MICKAEL	1:15.671	1:11.244	1:12.400	1:11.712	1:10.771	1:10.693	1:11.287	1:10.751	1:10.780	1:10.501	1:11.579
		1:11.551	1:12.166	1:11.007								
29	TONY	1:16.494	1:12.210	1:11.738	1:11.505	1:11.271	1:10.858	1:11.104	1:11.133	1:10.894	1:11.743	1:11.747
		1:11.637	1:11.228	1:10.898								
2	GUILLAUME	1:15.486	1:12.591	1:12.065	1:11.612	1:11.626	1:11.273	1:12.595	1:10.904	1:10.586	1:11.147	1:11.843
		1:12.237	1:10.845	1:11.003								
35	JEAN-SEBASTIEN	1:16.326	1:12.608	1:11.148	1:11.537	1:11.426	1:10.705	1:12.403	1:11.239	1:10.933	1:11.227	1:11.752
		1:11.394	1:11.047	1:10.794								
25	HUGO	1:18.249	1:12.880	1:12.390	1:11.396	1:11.701	1:11.240	1:11.157	1:10.788	1:11.128	1:10.888	1:11.953
		1:11.179	1:11.365	1:11.033								
5	DOMINIQUE	1:16.841	1:13.482	1:12.533	1:12.649	1:11.038	1:11.158	1:11.050	1:11.198	1:12.612	1:11.312	1:12.150
		1:11.040	1:11.509	1:11.537								
30	XAVIER	1:16.280	1:13.122	1:11.474	1:11.340	1:11.680	1:11.260	1:11.697	1:11.305	1:10.905	1:11.391	1:12.470
		1:17.985	1:11.958	1:11.717								
24	LUC	1:17.147	1:12.694	1:13.434	1:12.672	1:12.761	1:12.515	1:12.117	1:11.960	1:12.395	1:11.924	1:12.952
		1:12.820	1:13.430	1:12.508								
4	TIMOTHEE	1:18.097	1:13.257	1:13.242	1:12.517	1:12.153	1:11.764	1:12.488	1:13.139	1:12.166	1:12.223	1:12.941
		1:13.158	1:12.034	1:12.001								
6	VALENTIN	1:17.370	1:12.974	1:12.512	1:13.120	1:12.186	1:12.254	1:12.870	1:12.366	1:12.453	1:12.039	1:13.096
		1:12.072	1:12.579	1:15.463								
8	RAPHAEL	1:17.999	1:13.298	1:13.083	1:12.639	1:13.393	1:12.958	1:12.671	1:12.576	1:12.943	1:12.327	1:13.278
		1:12.251	1:14.006	1:12.478								
14	SIMON	1:18.572	1:14.235	1:14.109	1:13.473	1:13.294	1:14.387	1:13.196	1:14.625	1:14.260	1:13.396	1:14.393
		1:13.916	1:14.737	1:14.913								
22	FRANCIS	1:19.183	1:13.731	1:12.729	1:12.006	1:13.295	1:41.024	1:13.690	1:13.519	1:12.656	1:16.369	1:16.379
		1:15.367	1:12.979									



tlk challenge 2022- finale

resultats


course 2

13/11/2022 - 15:16

Clt	Kart	Pilote	Tours	Ecart	Interv.	Meilleur Tour	km/h	Stands
1	7	DAVID L	13			1:09.300	61.67	
2	36	DAVID C	13	6.314	6.314	1:09.536	61.25	
3	15	ROMAIN	13	6.507	0.193	1:09.607	61.23	
4	11	FLORENT	13	6.778	0.271	1:09.678	61.22	
5	24	JULIEN-PIERRE	13	10.216	3.438	1:09.863	60.99	
6	22	NICOLAS	13	10.374	0.158	1:09.800	60.98	
7	4	DAVID	13	10.828	0.454	1:09.558	60.95	
8	35	LOIC	13	12.993	2.165	1:09.877	60.80	
9	14	FABIEN	13	13.163	0.170	1:09.793	60.79	
10	30	JEAN-FRANCOIS	13	14.445	1.282	1:09.982	60.71	
11	6	ALEXANDRE	13	14.951	0.506	1:10.046	60.68	
12	34	TONY	13	15.261	0.310	1:09.626	60.65	
13	5	THOMAS	13	16.283	1.022	1:10.029	60.59	
14	25	MICKAEL	13	18.710	2.427	1:09.999	60.43	
15	32	GUILLAUME	13	19.072	0.362	1:10.277	60.41	
16	20	LUC	13	34.653	15.581	1:11.386	59.41	
17	33	HUGO	13	34.984	0.331	1:11.209	59.39	
18	26	JEAN-SEBASTIEN	13	35.446	0.462	1:11.278	59.36	
19	23	DOMINIQUE	13	35.773	0.327	1:11.188	59.34	
20	17	XAVIER	13	36.561	0.788	1:11.307	59.29	
21	18	FRANCIS	13	37.780	1.219	1:11.363	59.21	
22	29	WILFRIED	13	1:09.377	31.597	1:12.209	57.31	

Historique des temps


Kart	Pilote	1	2	3	4	5	6	7	8	9	10	Moy.
7	DAVID L	1:13.813	1:10.137	1:09.661	1:10.205	1:09.551	1:09.537	1:09.511	1:09.708	1:09.425	1:09.728	1:10.008
		1:09.785	1:09.300	1:09.752								
36	DAVID C	1:15.328	1:11.098	1:10.069	1:10.077	1:09.775	1:09.540	1:09.645	1:10.106	1:10.307	1:09.536	1:10.420
		1:09.688	1:10.320	1:09.981								
15	ROMAIN	1:14.917	1:10.751	1:10.405	1:09.951	1:09.831	1:09.903	1:09.607	1:10.073	1:09.995	1:09.925	1:10.448
		1:09.718	1:11.016	1:09.739								
11	FLORENT	1:14.972	1:10.296	1:10.104	1:10.108	1:10.676	1:10.081	1:10.109	1:10.237	1:10.955	1:09.678	1:10.570
		1:09.746	1:10.563	1:09.889								
24	JULIEN-PIERRE	1:15.860	1:11.674	1:10.224	1:10.034	1:10.026	1:10.157	1:10.204	1:10.369	1:10.335	1:10.133	1:10.776
		1:10.973	1:09.863	1:10.245								
22	NICOLAS	1:16.029	1:11.138	1:10.402	1:10.171	1:10.396	1:10.432	1:09.989	1:10.565	1:10.949	1:09.800	1:10.841
		1:10.619	1:09.948	1:10.506								
4	DAVID	1:15.512	1:11.426	1:10.862	1:10.974	1:09.764	1:09.558	1:09.672	1:09.876	1:11.419	1:10.302	1:10.730
		1:09.779	1:10.320	1:10.038								
35	LOIC	1:15.015	1:12.772	1:10.925	1:10.451	1:09.936	1:11.215	1:10.450	1:10.455	1:10.022	1:09.963	1:10.874
		1:09.877	1:10.103	1:10.184								
14	FABIEN	1:15.496	1:11.298	1:11.062	1:10.665	1:10.071	1:11.214	1:10.656	1:10.710	1:10.291	1:10.033	1:10.873
		1:10.126	1:09.793	1:09.935								
30	JEAN-FRANCOIS	1:15.325	1:11.706	1:10.840	1:11.910	1:10.116	1:11.026	1:10.518	1:10.763	1:10.150	1:10.353	1:11.023
		1:09.982	1:10.159	1:10.459								
6	ALEXANDRE	1:15.439	1:11.474	1:11.180	1:11.157	1:10.328	1:10.506	1:10.814	1:10.600	1:10.522	1:10.171	1:10.988
		1:10.426	1:10.046	1:10.181								
34	TONY	1:16.008	1:11.191	1:10.944	1:11.217	1:10.402	1:11.343	1:11.039	1:09.626	1:09.965	1:09.825	1:10.941



tlk challenge 2022- finale

resultats

Kart	Pilote	1	2	3	4	5	6	7	8	9	10	Moy.
		1:10.296	1:10.472	1:09.916								
5	THOMAS	1:16.104	1:11.843	1:11.078	1:10.953	1:10.508	1:10.973	1:10.124	1:10.472	1:10.769	1:10.374	1:11.060
		1:10.169	1:10.029	1:10.393								
25	MICKAEL	1:15.432	1:11.865	1:10.915	1:10.905	1:10.635	1:14.242	1:10.174	1:09.999	1:10.346	1:10.256	1:11.259
		1:10.693	1:10.755	1:10.159								
32	GUILLAUME	1:15.183	1:11.681	1:11.072	1:11.168	1:10.302	1:11.467	1:11.709	1:10.575	1:11.034	1:10.460	1:11.232
		1:10.783	1:10.277	1:10.316								
20	LUC	1:16.232	1:12.390	1:12.663	1:12.539	1:12.811	1:11.823	1:11.641	1:11.920	1:11.386	1:11.474	1:12.311
		1:11.588	1:11.777	1:11.810								
33	HUGO	1:16.883	1:12.316	1:12.331	1:12.580	1:12.861	1:11.627	1:11.324	1:13.781	1:11.861	1:11.209	1:12.431
		1:11.494	1:11.426	1:11.920								
26	JEAN-SEBASTIEN	1:16.504	1:12.625	1:12.288	1:12.544	1:11.680	1:11.966	1:12.097	1:13.735	1:11.944	1:11.278	1:12.470
		1:11.903	1:11.672	1:11.883								
23	DOMINIQUE	1:18.193	1:12.354	1:12.234	1:12.206	1:14.540	1:11.365	1:11.419	1:11.760	1:11.680	1:11.188	1:12.468
		1:11.645	1:11.726	1:11.779								
17	XAVIER	1:17.602	1:12.997	1:12.060	1:12.334	1:15.463	1:11.670	1:11.448	1:11.496	1:11.767	1:11.307	1:12.547
		1:12.109	1:11.364	1:11.504								
18	FRANCIS	1:18.311	1:12.766	1:11.612	1:12.236	1:14.387	1:11.838	1:12.323	1:11.364	1:11.891	1:11.757	1:12.596
		1:11.363	1:12.280	1:11.628								
29	WILFRIED	1:17.737	1:12.675	1:12.209	1:12.561	1:17.938	1:13.106	1:12.740	1:12.644	1:12.798	1:12.689	1:15.189
		1:13.053	1:13.658	1:33.661								



tlk challenge 2022- finale

resultats


course 3

13/11/2022 - 15:51

Clt	Kart	Pilote	Tours	Ecart	Interv.	Meilleur Tour	km/h	Stands
1	34	JULIEN-PIERRE	13			1:09.362	61.40	
2	4	NICOLAS	13	0.278	0.278	1:09.592	61.38	
3	11	JEAN-FRANCOIS	13	2.321	2.043	1:09.158	61.25	
4	35	ROMAIN	13	3.137	0.816	1:09.714	61.19	
5	36	LOIC	13	8.583	5.446	1:09.903	60.83	
6	6	DAVID C	13	8.995	0.412	1:10.047	60.80	
7	20	FABIEN	13	9.282	0.287	1:09.978	60.78	
8	10	DAVID L	13	11.021	1.739	1:10.103	60.67	
9	26	FLORENT	13	12.368	1.347	1:10.323	60.58	
10	2	DAVID	13	16.032	3.664	1:10.384	60.34	
11	8	ALEXANDRE	13	16.235	0.203	1:10.078	60.33	
12	19	TONY	13	20.519	4.284	1:10.567	60.05	
13	14	WILFRIED	13	20.974	0.455	1:10.455	60.02	
14	30	THOMAS	13	22.053	1.079	1:10.585	59.96	
15	33	GUILLAUME	13	24.291	2.238	1:10.845	59.81	
16	23	HUGO	13	24.566	0.275	1:10.890	59.80	
17	7	JEAN-SEBASTIEN	13	25.201	0.635	1:10.523	59.75	
18	5	MICKAEL	13	30.530	5.329	1:10.095	59.42	
19	15	XAVIER	13	31.883	1.353	1:10.984	59.33	
20	18	FRANCIS	13	41.923	10.040	1:11.738	58.71	
21	17	DOMINIQUE	13	44.757	2.834	1:12.111	58.54	
22	29	LUC	13	49.212	4.455	1:12.812	58.27	

Historique des temps


Kart	Pilote	1	2	3	4	5	6	7	8	9	10	Moy.
34	JULIEN-PIERRE	1:14.478	1:10.030	1:10.160	1:09.848	1:09.362	1:09.721	1:09.936	1:10.101	1:10.458	1:10.085	1:10.348
		1:10.371	1:09.874	1:10.108								
4	NICOLAS	1:14.187	1:10.122	1:09.817	1:09.969	1:09.592	1:09.707	1:10.106	1:10.113	1:10.763	1:09.748	1:10.378
		1:10.032	1:10.525	1:10.238								
11	JEAN-FRANCOIS	1:14.019	1:11.701	1:11.514	1:10.749	1:09.787	1:09.615	1:09.818	1:09.388	1:09.158	1:09.799	1:10.354
		1:09.672	1:09.739	1:09.648								
35	ROMAIN	1:15.009	1:11.751	1:10.190	1:10.221	1:10.146	1:09.998	1:09.714	1:10.046	1:09.947	1:10.293	1:10.522
		1:09.851	1:09.716	1:09.912								
36	LOIC	1:14.033	1:13.264	1:10.831	1:11.598	1:10.265	1:10.252	1:09.919	1:10.283	1:10.342	1:10.730	1:10.889
		1:10.166	1:09.903	1:09.975								
6	DAVID C	1:14.121	1:12.466	1:11.552	1:10.849	1:10.583	1:10.313	1:10.320	1:10.309	1:10.483	1:11.108	1:10.945
		1:10.073	1:10.066	1:10.047								
20	FABIEN	1:15.374	1:11.054	1:11.263	1:11.290	1:10.142	1:10.175	1:10.068	1:10.187	1:10.346	1:10.984	1:10.856
		1:10.188	1:09.978	1:10.086								
10	DAVID L	1:15.632	1:12.687	1:11.204	1:10.636	1:10.452	1:10.301	1:10.166	1:10.103	1:10.190	1:10.974	1:11.081
		1:10.392	1:10.521	1:10.802								
26	FLORENT	1:16.000	1:11.568	1:12.676	1:10.650	1:10.681	1:10.323	1:10.598	1:10.361	1:10.647	1:10.355	1:11.222
		1:10.697	1:10.546	1:10.793								
2	DAVID	1:15.836	1:12.120	1:11.502	1:12.508	1:11.029	1:10.752	1:10.572	1:10.901	1:10.945	1:10.384	1:11.428
		1:10.743	1:10.754	1:10.518								
8	ALEXANDRE	1:15.772	1:12.135	1:10.406	1:12.416	1:12.186	1:10.585	1:10.190	1:10.387	1:11.143	1:10.577	1:11.347
		1:10.505	1:11.131	1:10.078								
19	TONY	1:16.012	1:12.313	1:10.985	1:11.711	1:12.225	1:11.463	1:11.443	1:11.473	1:10.614	1:10.567	1:11.692



tlk challenge 2022- finale

resultats

Kart	Pilote	1	2	3	4	5	6	7	8	9	10	Moy.
		1:11.240	1:11.037	1:10.925								
14	WILFRIED	1:17.612	1:12.618	1:13.417	1:11.515	1:10.855	1:10.607	1:10.455	1:10.476	1:10.827	1:10.562	1:11.614
		1:10.663	1:10.681	1:10.702								
30	THOMAS	1:15.676	1:12.272	1:12.913	1:10.585	1:12.369	1:10.859	1:11.440	1:11.409	1:10.971	1:10.936	1:11.776
		1:11.697	1:11.019	1:10.953								
33	GUILLAUME	1:15.632	1:12.062	1:12.120	1:10.845	1:11.434	1:11.700	1:11.310	1:12.328	1:11.316	1:11.795	1:11.919
		1:11.410	1:11.556	1:11.449								
23	HUGO	1:17.707	1:11.888	1:11.378	1:11.005	1:11.753	1:11.022	1:11.495	1:11.808	1:12.449	1:11.243	1:11.948
		1:11.104	1:10.890	1:11.585								
7	JEAN-SEBASTIEN	1:18.390	1:12.776	1:13.003	1:13.805	1:11.291	1:10.523	1:10.744	1:11.090	1:10.534	1:11.016	1:11.973
		1:10.577	1:10.705	1:11.200								
5	MICKAEL	1:15.514	1:12.102	1:11.083	1:11.503	1:12.818	1:10.865	1:11.312	1:23.666	1:10.423	1:10.095	1:12.384
		1:11.041	1:10.479	1:10.100								
15	XAVIER	1:18.179	1:13.629	1:13.088	1:13.372	1:12.514	1:11.559	1:11.949	1:11.739	1:11.600	1:11.351	1:12.479
		1:10.995	1:11.276	1:10.984								
18	FRANCIS	1:18.367	1:14.218	1:12.182	1:13.410	1:12.935	1:13.756	1:13.705	1:12.733	1:11.738	1:12.081	1:13.217
		1:12.155	1:12.154	1:12.397								
17	DOMINIQUE	1:17.531	1:13.690	1:13.293	1:13.350	1:13.772	1:13.686	1:13.286	1:13.490	1:13.231	1:12.527	1:13.455
		1:12.350	1:12.599	1:12.111								
29	LUC	1:17.615	1:13.158	1:13.621	1:13.667	1:13.614	1:13.946	1:13.362	1:13.479	1:13.077	1:12.812	1:13.832
		1:14.115	1:13.172	1:14.186								



tlk challenge 2022- finale

resultats


course 4

13/11/2022 - 16:37

Clt	Kart	Pilote	Tours	Ecart	Interv.	Meilleur Tour	km/h	Stands
1	7	JEAN-FRANCOIS	13			1:09.457	61.19	
2	15	NICOLAS	13	1.610	1.610	1:09.929	61.08	
3	24	DAVID C	13	5.498	3.888	1:10.229	60.82	
4	36	JULIEN-PIERRE	13	5.610	0.112	1:10.031	60.81	
5	11	DAVID	13	5.869	0.259	1:09.643	60.80	
6	33	LOIC	13	6.439	0.570	1:10.097	60.76	
7	23	FABIEN	13	6.959	0.520	1:10.117	60.73	
8	22	ROMAIN	13	8.117	1.158	1:10.296	60.65	
9	4	FLORENT	13	8.306	0.189	1:09.978	60.64	
10	18	ALEXANDRE	13	8.592	0.286	1:10.221	60.62	
11	32	TONY	13	9.037	0.445	1:10.080	60.59	
12	34	GUILLAUME	13	9.250	0.213	1:10.069	60.58	
13	30	DAVID L	13	9.605	0.355	1:10.250	60.55	
14	25	THOMAS	13	9.869	0.264	1:09.683	60.54	
15	5	MICKAEL	13	11.848	1.979	1:09.778	60.41	
16	35	WILFRIED	13	14.052	2.204	1:10.146	60.26	
17	10	HUGO	13	24.762	10.710	1:11.281	59.58	
18	2	XAVIER	13	33.781	9.019	1:11.487	59.01	
19	14	DOMINIQUE	13	34.598	0.817	1:11.681	58.96	
20	6	FRANCIS	13	42.460	7.862	1:12.011	58.48	
21	19	LUC	13	43.169	0.709	1:12.473	58.44	
22	8	JEAN-SEBASTIEN	7	6 Tours	6 Tours	1:11.462	57.25	1

Historique des temps


Kart	Pilote	1	2	3	4	5	6	7	8	9	10	Moy.
7	JEAN-FRANCOIS	1:14.697	1:10.185	1:09.759	1:10.117	1:09.676	1:09.721	1:09.674	1:09.860	1:09.457	1:09.624	1:10.151
		1:09.664	1:09.776	1:09.755								
15	NICOLAS	1:14.292	1:11.054	1:10.402	1:10.126	1:10.362	1:10.276	1:10.388	1:10.022	1:10.194	1:09.929	1:10.594
		1:09.980	1:10.247	1:10.456								
24	DAVID C	1:15.366	1:11.107	1:10.600	1:10.362	1:10.789	1:10.229	1:10.543	1:10.709	1:10.585	1:11.203	1:11.027
		1:10.524	1:10.963	1:10.374								
36	JULIEN-PIERRE	1:14.315	1:11.341	1:10.923	1:10.169	1:10.031	1:10.296	1:10.491	1:10.456	1:10.588	1:11.442	1:10.914
		1:10.485	1:10.950	1:10.395								
11	DAVID	1:15.103	1:11.464	1:10.098	1:10.728	1:10.218	1:10.571	1:09.643	1:09.958	1:09.989	1:11.119	1:10.839
		1:11.268	1:10.182	1:10.577								
33	LOIC	1:15.496	1:11.095	1:11.203	1:11.546	1:10.683	1:11.505	1:10.459	1:10.607	1:10.664	1:10.116	1:11.079
		1:10.307	1:10.097	1:10.261								
23	FABIEN	1:14.792	1:10.651	1:10.801	1:11.496	1:11.009	1:11.032	1:10.390	1:10.627	1:10.665	1:10.202	1:10.966
		1:10.117	1:10.357	1:10.423								
22	ROMAIN	1:16.684	1:11.720	1:10.724	1:10.296	1:11.247	1:10.448	1:10.390	1:10.806	1:10.423	1:10.503	1:11.137
		1:10.619	1:10.520	1:10.412								
4	FLORENT	1:15.293	1:11.706	1:10.796	1:10.273	1:11.475	1:10.577	1:09.978	1:10.808	1:10.486	1:10.627	1:11.034
		1:10.472	1:10.537	1:10.425								
18	ALEXANDRE	1:15.390	1:11.720	1:10.548	1:10.715	1:10.783	1:10.596	1:10.221	1:10.677	1:10.537	1:10.573	1:11.012
		1:10.270	1:10.688	1:10.442								
32	TONY	1:15.400	1:11.814	1:11.223	1:10.423	1:10.271	1:10.836	1:10.175	1:10.657	1:10.552	1:10.873	1:11.035
		1:10.080	1:10.697	1:10.463								
34	GUILLAUME	1:15.195	1:11.766	1:11.315	1:10.760	1:10.378	1:11.538	1:10.177	1:10.349	1:10.069	1:10.323	1:11.010



tlk challenge 2022- finale

resultats

Kart	Pilote	1	2	3	4	5	6	7	8	9	10	Moy.
		1:10.203	1:10.979	1:10.085								
30	DAVID L	1:16.050	1:12.031	1:10.907	1:10.614	1:10.932	1:10.980	1:10.327	1:10.479	1:10.645	1:11.129	1:11.165
		1:10.279	1:10.523	1:10.250								
25	THOMAS	1:15.951	1:11.546	1:11.343	1:10.628	1:10.407	1:10.555	1:10.692	1:11.292	1:09.683	1:10.777	1:11.083
		1:10.301	1:10.579	1:10.333								
5	MICKAEL	1:15.929	1:11.524	1:15.206	1:10.352	1:10.879	1:10.210	1:10.083	1:10.611	1:09.929	1:09.778	1:11.162
		1:09.814	1:10.299	1:10.494								
35	WILFRIED	1:17.304	1:11.355	1:12.726	1:11.267	1:10.858	1:10.580	1:10.727	1:11.234	1:10.146	1:10.378	1:11.393
		1:10.646	1:10.561	1:10.335								
10	HUGO	1:16.348	1:11.521	1:12.939	1:11.307	1:12.335	1:11.716	1:11.738	1:11.609	1:11.837	1:11.281	1:12.198
		1:12.171	1:11.839	1:11.943								
2	XAVIER	1:19.023	1:14.742	1:13.236	1:12.622	1:11.776	1:11.853	1:11.487	1:12.120	1:12.196	1:12.236	1:12.853
		1:12.354	1:11.705	1:11.749								
14	DOMINIQUE	1:18.671	1:14.762	1:13.108	1:12.908	1:12.622	1:12.026	1:11.681	1:11.880	1:11.945	1:11.819	1:12.873
		1:12.198	1:11.765	1:11.967								
6	FRANCIS	1:20.050	1:14.219	1:12.931	1:13.601	1:12.060	1:12.881	1:12.011	1:12.880	1:13.339	1:13.164	1:13.510
		1:13.099	1:12.559	1:12.846								
19	LUC	1:18.620	1:14.364	1:13.279	1:12.704	1:12.790	1:13.010	1:12.473	1:12.601	1:13.696	1:13.190	1:13.525
		1:12.806	1:12.485	1:13.809								
8	JEAN-SEBASTIEN	1:19.301	1:24.556	1:14.973	1:11.957	1:13.463	1:11.462	1:08.250				1:15.952



tlk challenge 2022- finale

resultats

resultats

Clt	Pilote	course 1	course 2	Points
1	DAVID C	25	22	84
2	JULIEN-PIERRE	20	18	82
3	NICOLAS	18	17	79
4	ROMAIN	22	20	76
5	JEAN-FRANCOIS	15	13	73
6	DAVID L	19	25	69
7	FLORENT	17	19	64
8	LOIC	14	15	64
9	DAVID	16	16	63
10	FABIEN	13	14	59
11	ALEXANDRE	11	12	48
12	TONY	8	11	42
13	THOMAS	10	10	38
14	GUILLAUME	7	8	34
15	MICKAEL	9	9	31
16	WILFRIED	12	1	30
17	HUGO	5	6	24
18	JEAN-SEBASTIEN	6	5	18
19	XAVIER	3	3	15
20	DOMINIQUE	4	4	14
21	LUC	2	7	12
22	FRANCIS	1	2	9
23	VALENTIN	1	-	1
24	TIMOTHEE	1	-	1
25	RAPHAEL	1	-	1
26	SIMON	1	-	1