

TLK Manche 4

resultats


Chronos 1er groupe

06/05/2023 - 09:19

Cl	Kart	Pilote	Ecart	Meilleur Tour	Tours
1	11	DAVID H D1		1:07.756	5
2	10	FLORENT D1	0.358	1:08.114	6
3	14	MICKAEL D1	0.596	1:08.352	6
4	2	XAVIER D1	1.044	1:08.800	5
5	12	THOMAS D2	1.399	1:09.155	6
6	9	CHRISTOPHE D1	1.458	1:09.214	6
7	1	FABRICE D2	1.911	1:09.667	6
8	21	LEANDRE D2	2.979	1:10.735	5
9	16	ANTHONY D2	3.062	1:10.818	5
10	5	DAVID LU D2	3.688	1:11.444	5

Historique des temps

Kart	Pilote	1	2	3	4	5	6	7	8	9	10	Moy.
11	DAVID H D1	-	2:08.850	1:07.756	1:23.387	1:08.526						1:27.129
10	FLORENT D1	-	1:09.365	1:09.448	1:08.406	1:08.114	1:08.437					1:08.754
14	MICKAEL D1	-	1:09.385	1:08.352	1:09.508	1:15.819	1:18.652					1:12.343
2	XAVIER D1	-	1:11.342	1:12.863	1:09.177	1:08.800						1:10.545
12	THOMAS D2	-	1:09.475	1:11.884	1:09.701	1:11.194	1:09.155					1:10.281
9	CHRISTOPHE D1	-	1:09.770	1:09.214	1:10.006	1:10.444	1:10.084					1:09.903
1	FABRICE D2	-	1:11.239	1:10.317	1:10.325	1:09.667	1:10.450					1:10.399
21	LEANDRE D2	-	1:16.040	1:18.898	1:11.179	1:10.735						1:14.213
16	ANTHONY D2	-	1:18.816	1:14.492	1:11.440	1:10.818						1:13.891
5	DAVID LU D2	-	1:15.241	1:13.105	1:11.636	1:11.444						1:12.856



TLK Manche 4

resultats


Chronos 2è groupe

06/05/2023 - 09:27

Cl	Kart	Pilote	Ecart	Meilleur Tour	Tours
1	4	JEREMY D1		1:06.552	6
2	8	ROMAIN D1	0.353	1:06.905	6
3	3	ALEXANDRE D1	0.428	1:06.980	6
4	17	DAVID C D1	0.909	1:07.461	6
5	19	FABIEN D1	1.027	1:07.579	6
6	20	JULIEN-PIERRE D1	1.080	1:07.632	6
7	15	NICOLAS D1	1.236	1:07.788	6
8	7	DAVID LE D1	1.455	1:08.007	6
9	18	WILFRIED D1	1.626	1:08.178	5
10	6	GUILLAUME D2	2.385	1:08.937	5

Historique des temps

Kart	Pilote	1	2	3	4	5	6	7	8	9	10	Moy.
4	JEREMY D1	-	1:08.461	1:07.689	1:07.238	1:06.816	1:06.552					1:07.351
8	ROMAIN D1	-	1:08.631	1:07.855	1:07.034	1:07.033	1:06.905					1:07.491
3	ALEXANDRE D1	-	1:09.981	1:08.049	1:07.083	1:08.512	1:06.980					1:08.121
17	DAVID C D1	-	1:08.399	1:07.641	1:07.734	1:07.558	1:07.461					1:07.758
19	FABIEN D1	-	1:09.033	1:08.041	1:08.914	1:08.547	1:07.579					1:08.422
20	JULIEN-PIERRE D1	-	1:08.054	1:07.632	1:08.084	1:07.777	1:09.067					1:08.122
15	NICOLAS D1	-	1:09.564	1:08.247	1:07.788	1:07.899	1:07.795					1:08.258
7	DAVID LE D1	-	1:09.514	1:08.943	1:08.566	1:08.375	1:08.007					1:08.681
18	WILFRIED D1	-	1:09.494	1:08.551	1:08.276	1:08.178						1:08.624
6	GUILLAUME D2	-	1:10.208	1:09.808	1:08.937	1:10.466						1:09.854




TLK Manche 4

resultats

resultat chronos

Clt	Pilote	Chronos 1er groupe	Chronos 2è groupe
1	JEREMY D1		1:06.552
2	ROMAIN D1		1:06.905
3	ALEXANDRE D1		1:06.980
4	DAVID C D1		1:07.461
5	FABIEN D1		1:07.579
6	JULIEN-PIERRE D1		1:07.632
7	DAVID H D1	1:07.756	
8	NICOLAS D1		1:07.788
9	DAVID LE D1		1:08.007
10	FLORENT D1	1:08.114	
11	WILFRIED D1		1:08.178
12	MICKAEL D1	1:08.352	
13	XAVIER D1	1:08.800	
14	GUILLAUME D2		1:08.937
15	THOMAS D2	1:09.155	
16	CHRISTOPHE D1	1:09.214	
17	FABRICE D2	1:09.667	
18	LEANDRE D2	1:10.735	
19	ANTHONY D2	1:10.818	
20	DAVID LU D2	1:11.444	



TLK Manche 4

resultats


Course 1 Finale B

06/05/2023 - 09:58

Clt	Kart	Pilote	Tours	Ecart	Interv.	Meilleur Tour	km/h	Stands
1	8	WILFRIED D1	14			1:07.157	63.43	
2	4	MICKAEL D1	14	10.309	10.309	1:07.380	62.75	
3	19	THOMAS D2	14	14.876	4.567	1:07.861	62.45	
4	15	CHRISTOPHE D1	14	23.620	8.744	1:08.178	61.90	
5	17	GUILLAUME D2	14	29.472	5.852	1:08.329	61.53	
6	6	FABRICE D2	14	30.537	1.065	1:08.568	61.46	
7	3	DAVID LU D2	14	35.761	5.224	1:08.422	61.14	
8	7	XAVIER D1	14	42.036	6.275	1:08.665	60.75	
9	18	ANTHONY D2	14	42.077	0.041	1:09.202	60.75	
10	20	LEANDRE D2	13	1 Tour	1 Tour	1:09.387	58.12	

Historique des temps

Kart	Pilote	1	2	3	4	5	6	7	8	9	10	Moy.
8	WILFRIED D1	1:10.294	1:08.534	1:07.980	1:07.278	1:07.276	1:07.321	1:07.760	1:07.157	1:07.215	1:07.410	1:07.951
		1:07.386	1:07.327	1:08.652	1:09.734							
4	MICKAEL D1	1:11.006	1:08.894	1:07.816	1:07.624	1:08.783	1:08.626	1:07.380	1:07.796	1:07.957	1:08.461	1:08.684
		1:08.403	1:08.311	1:10.001	1:10.522							
19	THOMAS D2	1:11.049	1:08.991	1:09.064	1:08.444	1:08.471	1:08.676	1:07.861	1:08.726	1:08.424	1:07.897	1:08.982
		1:09.234	1:08.563	1:10.071	1:10.280							
15	CHRISTOPHE D1	1:11.389	1:09.247	1:09.131	1:08.920	1:08.188	1:08.178	1:08.208	1:08.549	1:08.201	1:08.260	1:09.603
		1:14.967	1:09.382	1:10.655	1:11.167							
17	GUILLAUME D2	1:21.602	1:08.957	1:08.718	1:09.518	1:08.716	1:08.949	1:08.329	1:08.615	1:08.863	1:08.870	1:10.041
		1:09.541	1:09.913	1:09.758	1:10.232							
6	FABRICE D2	1:13.743	1:09.988	1:09.125	1:09.812	1:09.540	1:11.012	1:08.568	1:10.036	1:09.059	1:09.664	1:10.073
		1:09.241	1:09.655	1:10.728	1:10.863							
3	DAVID LU D2	1:14.988	1:09.902	1:09.222	1:08.928	1:09.049	1:10.238	1:08.831	1:11.931	1:08.422	1:08.917	1:10.416
		1:11.265	1:08.826	1:09.795	1:15.523							
7	XAVIER D1	1:13.105	1:10.762	1:09.943	1:21.779	1:09.573	1:09.994	1:09.727	1:09.629	1:09.028	1:09.013	1:10.937
		1:08.665	1:09.392	1:11.657	1:10.853							
18	ANTHONY D2	1:13.640	1:10.323	1:10.412	1:15.692	1:09.923	1:10.783	1:09.202	1:09.493	1:09.575	1:09.453	1:10.872
		1:09.960	1:09.675	1:10.996	1:13.092							
20	LEANDRE D2	1:14.792	1:10.744	1:11.208	1:10.745	1:47.367	1:11.064	1:10.381	1:09.387	1:10.545	1:11.665	1:14.093
		1:10.734	1:12.017	1:12.572								



TLK Manche 4

resultats


Course 1 Finale A

06/05/2023 - 10:17

Clt	Kart	Pilote	Tours	Ecart	Interv.	Meilleur Tour	km/h	Stands
1	11	JEREMY D1	14			1:05.406	64.97	
2	12	DAVID C D1	14	14.487	14.487	1:05.989	63.97	
3	10	ROMAIN D1	14	14.512	0.025	1:06.330	63.97	
4	1	ALEXANDRE D1	14	23.024	8.512	1:06.721	63.40	
5	9	FABIEN D1	14	25.313	2.289	1:06.865	63.25	
6	16	DAVID H D1	14	25.652	0.339	1:06.485	63.23	
7	2	NICOLAS D1	14	25.966	0.314	1:06.674	63.21	
8	14	JULIEN-PIERRE D1	14	27.053	1.087	1:06.448	63.13	
9	21	DAVID LE D1	14	27.241	0.188	1:06.548	63.12	
10	5	FLORENT D1	14	34.372	7.131	1:07.442	62.65	

Historique des temps

Kart	Pilote	1	2	3	4	5	6	7	8	9	10	Moy.
11	JEREMY D1	1:09.513	1:07.358	1:06.543	1:06.278	1:05.863	1:05.830	1:05.650	1:05.706	1:05.657	1:05.909	1:06.179
		1:05.596	1:05.653	1:05.553	1:05.406							
12	DAVID C D1	1:10.392	1:07.901	1:06.869	1:06.319	1:06.648	1:06.543	1:06.798	1:06.961	1:07.978	1:07.766	1:07.184
		1:06.348	1:05.989	1:06.804	1:07.264							
10	ROMAIN D1	1:09.840	1:07.697	1:06.884	1:06.953	1:06.802	1:06.486	1:06.952	1:06.939	1:08.035	1:06.928	1:07.208
		1:06.330	1:06.726	1:06.737	1:07.609							
1	ALEXANDRE D1	1:11.380	1:10.223	1:08.611	1:07.971	1:06.948	1:06.926	1:07.137	1:07.037	1:06.920	1:07.021	1:07.796
		1:07.361	1:06.721	1:06.756	1:08.138							
9	FABIEN D1	1:11.073	1:09.124	1:08.247	1:07.481	1:07.564	1:07.118	1:07.365	1:07.285	1:07.129	1:09.615	1:07.945
		1:07.550	1:07.116	1:06.865	1:07.701							
16	DAVID H D1	1:11.574	1:08.451	1:09.338	1:10.230	1:08.436	1:07.170	1:06.690	1:07.170	1:07.211	1:06.643	1:07.954
		1:07.110	1:07.651	1:06.485	1:07.200							
2	NICOLAS D1	1:11.915	1:09.169	1:07.400	1:07.478	1:07.755	1:07.025	1:07.717	1:07.028	1:07.011	1:09.494	1:07.977
		1:07.849	1:07.038	1:06.674	1:08.130							
14	JULIEN-PIERRE D1	1:11.171	1:08.794	1:10.276	1:07.935	1:08.334	1:06.794	1:06.525	1:06.448	1:07.276	1:09.076	1:08.070
		1:08.230	1:07.184	1:07.898	1:07.043							
21	DAVID LE D1	1:12.989	1:08.252	1:08.431	1:08.079	1:08.547	1:07.568	1:07.052	1:06.548	1:06.714	1:07.527	1:08.054
		1:07.530	1:07.714	1:08.354	1:07.461							
5	FLORENT D1	1:12.344	1:08.633	1:09.047	1:09.072	1:09.488	1:07.773	1:08.213	1:08.049	1:07.768	1:07.613	1:08.543
		1:08.338	1:07.762	1:08.072	1:07.442							



TLK Manche 4

resultats


Course 2 Finale B

06/05/2023 - 10:41

Clt	Kart	Pilote	Tours	Ecart	Interv.	Meilleur Tour	km/h	Stands
1	8	JULIEN-PIERRE D1	14			1:06.316	64.60	
2	19	DAVID LE D1	14	1.513	1.513	1:06.248	64.49	
3	3	CHRISTOPHE D1	14	2.043	0.530	1:06.214	64.46	
4	4	FLORENT D1	14	19.138	17.095	1:06.994	63.30	
5	6	GUILLAUME D2	14	21.285	2.147	1:07.324	63.16	
6	20	XAVIER D1	14	23.507	2.222	1:07.056	63.01	
7	17	FABRICE D2	14	32.596	9.089	1:08.329	62.42	
8	18	ANTHONY D2	14	34.172	1.576	1:08.316	62.32	
9	7	LEANDRE D2	14	54.271	20.099	1:09.272	61.06	
10	15	DAVID LU D2	14	1:09.138	14.867	1:09.844	60.15	

Historique des temps

Kart	Pilote	1	2	3	4	5	6	7	8	9	10	Moy.
8	JULIEN-PIERRE D1	1:09.351	1:07.443	1:06.704	1:06.992	1:06.549	1:07.249	1:06.654	1:06.322	1:06.359	1:06.393	1:06.876
		1:06.607	1:06.937	1:06.316	1:06.400							
19	DAVID LE D1	1:08.951	1:07.324	1:07.010	1:07.017	1:06.531	1:07.347	1:07.451	1:06.984	1:06.752	1:06.799	1:06.977
		1:06.248	1:06.269	1:06.712	1:06.291							
3	CHRISTOPHE D1	1:08.791	1:07.390	1:07.671	1:06.982	1:06.350	1:07.388	1:07.388	1:06.891	1:06.770	1:06.582	1:06.998
		1:06.650	1:06.337	1:06.581	1:06.214							
4	FLORENT D1	1:10.629	1:09.360	1:08.800	1:08.160	1:08.383	1:07.985	1:07.977	1:08.031	1:08.239	1:07.899	1:08.214
		1:07.480	1:07.568	1:07.500	1:06.994							
6	GUILLAUME D2	1:10.726	1:08.933	1:08.701	1:08.358	1:08.469	1:08.254	1:08.109	1:08.298	1:08.140	1:07.895	1:08.356
		1:07.498	1:07.324	1:08.536	1:07.755							
20	XAVIER D1	1:12.405	1:08.758	1:08.317	1:07.944	1:08.691	1:09.458	1:08.580	1:08.681	1:07.681	1:07.610	1:08.494
		1:08.381	1:07.652	1:07.056	1:07.712							
17	FABRICE D2	1:10.538	1:08.902	1:08.429	1:08.639	1:09.621	1:08.628	1:08.329	1:09.195	1:08.903	1:09.880	1:09.167
		1:09.631	1:09.002	1:09.032	1:09.619							
18	ANTHONY D2	1:13.524	1:09.813	1:08.897	1:09.201	1:08.776	1:08.987	1:08.863	1:08.415	1:08.863	1:08.498	1:09.232
		1:08.316	1:08.469	1:08.985	1:09.643							
7	LEANDRE D2	1:14.611	1:10.929	1:10.001	1:10.015	1:11.429	1:10.264	1:11.295	1:10.418	1:10.513	1:10.788	1:10.655
		1:10.200	1:09.836	1:09.272	1:09.608							
15	DAVID LU D2	1:14.970	1:13.133	1:09.924	1:10.029	1:10.425	1:10.904	1:10.006	1:10.440	1:10.118	1:17.790	1:11.743
		1:09.844	1:10.100	1:16.599	1:10.121							



TLK Manche 4

resultats


Course 2 Finale A

06/05/2023 - 10:59

Clt	Kart	Pilote	Tours	Ecart	Interv.	Meilleur Tour	km/h	Stands
1	5	JEREMY D1	14			1:05.699	64.90	
2	14	ROMAIN D1	14	1.983	1.983	1:06.036	64.76	
3	1	NICOLAS D1	14	7.566	5.583	1:06.323	64.38	
4	16	FABIEN D1	14	7.926	0.360	1:06.315	64.35	
5	21	DAVID C D1	14	9.567	1.641	1:06.116	64.24	
6	2	ALEXANDRE D1	14	9.717	0.150	1:06.373	64.23	
7	9	DAVID H D1	14	14.808	5.091	1:06.709	63.88	
8	10	WILFRIED D1	14	16.063	1.255	1:06.604	63.80	
9	12	MICKAEL D1	14	18.706	2.643	1:06.513	63.62	
10	11	THOMAS D2	14	24.918	6.212	1:07.242	63.21	

Historique des temps

Kart	Pilote	1	2	3	4	5	6	7	8	9	10	Moy.
5	JEREMY D1	1:09.614	1:07.153	1:07.558	1:06.387	1:05.952	1:06.213	1:06.130	1:06.412	1:06.344	1:06.485	1:06.551
		1:05.857	1:06.101	1:05.815	1:05.699							
14	ROMAIN D1	1:09.288	1:06.850	1:06.589	1:06.647	1:06.462	1:06.548	1:06.519	1:06.585	1:06.160	1:06.753	1:06.702
		1:06.675	1:06.559	1:06.036	1:06.161							
1	NICOLAS D1	1:10.098	1:07.418	1:07.001	1:07.322	1:06.323	1:07.846	1:06.427	1:06.703	1:06.421	1:06.681	1:07.060
		1:06.804	1:06.410	1:06.621	1:06.767							
16	FABIEN D1	1:10.534	1:08.697	1:07.122	1:06.589	1:06.413	1:07.128	1:06.642	1:06.521	1:06.315	1:06.641	1:07.099
		1:06.858	1:06.519	1:07.091	1:06.316							
21	DAVID C D1	1:09.878	1:07.361	1:07.644	1:07.850	1:06.680	1:07.144	1:06.615	1:07.385	1:06.833	1:06.565	1:07.236
		1:06.501	1:06.116	1:07.392	1:07.351							
2	ALEXANDRE D1	1:09.585	1:07.275	1:07.762	1:06.866	1:07.238	1:08.334	1:06.845	1:07.103	1:06.986	1:06.373	1:07.259
		1:06.420	1:06.489	1:06.419	1:07.940							
9	DAVID H D1	1:10.909	1:08.286	1:08.753	1:07.392	1:07.167	1:06.783	1:07.167	1:06.709	1:07.624	1:07.608	1:07.595
		1:06.947	1:07.221	1:06.950	1:06.818							
10	WILFRIED D1	1:11.725	1:07.949	1:08.654	1:07.411	1:07.035	1:06.604	1:07.332	1:06.622	1:06.870	1:07.717	1:07.665
		1:07.513	1:07.352	1:07.358	1:07.178							
12	MICKAEL D1	1:11.899	1:08.873	1:09.492	1:07.695	1:08.097	1:07.477	1:06.594	1:06.975	1:08.304	1:06.979	1:07.840
		1:06.912	1:07.333	1:06.624	1:06.513							
11	THOMAS D2	1:11.701	1:08.217	1:09.072	1:08.470	1:08.156	1:08.466	1:07.815	1:07.436	1:07.242	1:07.831	1:08.285
		1:07.942	1:07.526	1:07.771	1:08.347							



TLK Manche 4

resultats


Course 3 Finale B

06/05/2023 - 11:20

Clt	Kart	Pilote	Tours	Ecart	Interv.	Meilleur Tour	km/h	Stands
1	20	FLORENT D1	14			1:06.622	63.78	
2	6	THOMAS D2	14	2.001	2.001	1:07.040	63.64	
3	4	MICKAEL D1	14	6.349	4.348	1:07.334	63.35	
4	17	GUILLAUME D2	14	11.303	4.954	1:07.283	63.02	
5	8	LEANDRE D2	14	19.593	8.290	1:08.167	62.48	
6	7	FABRICE D2	14	37.758	18.165	1:09.070	61.33	
7	18	XAVIER D1	14	38.681	0.923	1:07.731	61.28	
8	15	ANTHONY D2	14	43.169	4.488	1:09.176	61.00	
9	19	DAVID LU D2	14	44.321	1.152	1:08.728	60.93	
10	5	WILFRIED D1	13	1 Tour	1 Tour	1:06.785	58.79	

Historique des temps

Kart	Pilote	1	2	3	4	5	6	7	8	9	10	Moy.
20	FLORENT D1	1:10.820 1:06.622	1:10.134 1:07.143	1:07.223 1:07.483	1:06.962 1:07.372	1:07.343	1:07.681	1:07.632	1:07.505	1:07.179	1:07.063	1:07.725
6	THOMAS D2	1:09.893 1:07.473	1:07.948 1:07.403	1:08.842 1:07.411	1:08.073 1:07.285	1:07.328	1:07.590	1:07.921	1:08.296	1:07.040	1:07.559	1:07.861
4	MICKAEL D1	1:09.528 1:07.908	1:07.879 1:07.334	1:07.999 1:07.674	1:08.350 1:07.380	1:08.147	1:07.761	1:09.398	1:07.841	1:08.448	1:09.027	1:08.191
17	GUILLAUME D2	1:11.222 1:07.283	1:09.608 1:07.538	1:08.516 1:07.637	1:07.652 1:09.239	1:08.843	1:07.943	1:08.025	1:09.215	1:08.468	1:08.092	1:08.520
8	LEANDRE D2	1:13.333 1:08.167	1:10.756 1:09.050	1:08.781 1:08.682	1:08.977 1:08.560	1:08.376	1:08.306	1:08.937	1:08.176	1:08.286	1:08.224	1:09.043
7	FABRICE D2	1:13.743 1:09.070	1:10.689 1:10.239	1:10.310 1:11.338	1:10.277 1:09.830	1:09.416	1:09.847	1:09.839	1:09.907	1:10.584	1:10.525	1:10.401
18	XAVIER D1	1:23.246 1:07.881	1:09.710 1:15.557	1:08.512 1:08.792	1:08.394 1:07.731	1:08.861	1:08.313	1:13.084	1:07.950	1:08.622	1:09.988	1:10.474
15	ANTHONY D2	1:13.698 1:09.176	1:11.035 1:15.563	1:10.253 1:09.394	1:10.248 1:09.726	1:09.563	1:09.701	1:11.138	1:10.214	1:09.333	1:11.765	1:10.771
19	DAVID LU D2	1:14.586 1:09.280	1:12.725 1:17.596	1:09.572 1:08.834	1:08.728 1:09.158	1:09.310	1:09.875	1:10.051	1:10.089	1:09.692	1:12.252	1:10.839
5	WILFRIED D1	1:10.604 1:06.785	1:09.198 1:07.196	2:20.540 1:07.058	1:07.404	1:07.172	1:07.317	1:08.017	1:09.045	1:07.805	1:07.130	1:13.482



TLK Manche 4

resultats

Course 3 Finale A

06/05/2023 - 11:40

Clt	Kart	Pilote	Tours	Ecart	Interv.	Meilleur Tour	km/h	Stands
1	2	JEREMY D1	14			1:05.664	64.85	
2	12	NICOLAS D1	14	1.346	1.346	1:05.864	64.76	
3	10	FABIEN D1	14	4.813	3.467	1:06.126	64.52	
4	9	ROMAIN D1	14	5.253	0.440	1:06.114	64.49	
5	1	JULIEN-PIERRE D1	14	5.616	0.363	1:05.589	64.46	
6	11	DAVID C D1	14	6.545	0.929	1:05.881	64.40	
7	5	ALEXANDRE D1	14	8.390	1.845	1:06.184	64.27	
8	16	DAVID LE D1	14	8.535	0.145	1:06.144	64.26	
9	14	DAVID H D1	14	14.250	5.715	1:06.427	63.87	
10	21	CHRISTOPHE D1	14	21.537	7.287	1:06.808	63.39	

Historique des temps

Kart	Pilote	1	2	3	4	5	6	7	8	9	10	Moy.
2	JEREMY D1	1:10.450	1:07.642	1:06.899	1:06.907	1:05.899	1:06.321	1:06.317	1:06.078	1:05.727	1:05.865	1:06.592
		1:06.345	1:06.349	1:05.830	1:05.664							
12	NICOLAS D1	1:09.568	1:07.602	1:07.340	1:06.376	1:06.347	1:06.500	1:06.133	1:06.109	1:06.370	1:05.864	1:06.702
		1:06.244	1:07.123	1:05.975	1:06.288							
10	FABIEN D1	1:09.491	1:08.011	1:07.238	1:06.653	1:06.126	1:06.822	1:06.256	1:07.339	1:06.405	1:06.181	1:06.958
		1:06.616	1:06.549	1:06.783	1:06.946							
9	ROMAIN D1	1:10.083	1:07.717	1:07.170	1:07.131	1:06.498	1:06.148	1:06.493	1:07.196	1:06.726	1:06.241	1:06.974
		1:06.114	1:06.198	1:06.968	1:06.963							
1	JULIEN-PIERRE D1	1:11.432	1:07.879	1:07.447	1:07.039	1:07.245	1:06.270	1:06.151	1:06.756	1:05.907	1:06.450	1:06.994
		1:05.589	1:06.352	1:06.417	1:06.989							
11	DAVID C D1	1:10.135	1:07.919	1:07.235	1:06.978	1:06.434	1:06.447	1:06.255	1:06.668	1:06.468	1:05.881	1:07.044
		1:06.774	1:06.987	1:08.110	1:06.334							
5	ALEXANDRE D1	1:10.460	1:07.702	1:07.368	1:06.829	1:07.120	1:06.666	1:06.295	1:06.184	1:07.032	1:07.499	1:07.175
		1:06.334	1:06.985	1:06.887	1:07.090							
16	DAVID LE D1	1:10.919	1:07.568	1:07.528	1:07.393	1:07.090	1:07.008	1:07.157	1:06.580	1:06.278	1:06.515	1:07.134
		1:06.144	1:06.464	1:06.406	1:06.837							
14	DAVID H D1	1:10.783	1:07.732	1:07.536	1:07.087	1:08.844	1:07.765	1:06.975	1:07.003	1:07.195	1:07.201	1:07.583
		1:07.073	1:06.916	1:06.427	1:07.630							
21	CHRISTOPHE D1	1:11.589	1:07.570	1:08.262	1:07.475	1:07.309	1:07.927	1:07.702	1:07.354	1:06.976	1:08.793	1:08.064
		1:10.922	1:06.808	1:06.936	1:07.286							