

TLK 2026 - Manche 04

resultats


5' chronos

19/04/2026 - 09:18

Clt	Kart	Pilote	Meilleur Tour	Ecart	Tours
1	24	D1JEREMY BILLET	1:10.610		5
2	22	D1JEAN FRANCOIS TESSIER	1:10.819	0.209	5
3	2	D1NICOLAS QUIBEL	1:11.294	0.684	5
4	44	D1ROMAIN HUBERT	1:11.370	0.760	5
5	34	D1DAVID LEBLED	1:11.410	0.800	5
6	6	D1NOE DUDORET	1:11.472	0.862	5
7	32	D2GUILLAUME RODRIGUES	1:11.735	1.125	5
8	46	D2CHRISTOPHE LEVASSEUR	1:11.775	1.165	5
9	10	D1DAVID HEMERY	1:11.836	1.226	5
10	20	D2GUILLAUME LECLERC	1:11.845	1.235	5
11	28	D2J-VINCENT LEMONNIER	1:11.925	1.315	5
12	36	D1J-PIERRE LEMONNIER	1:11.991	1.381	5
13	40	D1ANTHONY HURE	1:12.007	1.397	5
14	33	D2VLAD SAMSON	1:12.161	1.551	5
15	21	D2LEANDRE YGOUT	1:12.412	1.802	5
16	8	D1ALEXANDRE JOUAN	1:12.417	1.807	5
17	14	D2STEPHEN DUMONT	1:12.419	1.809	5
18	11	D2TONY LEMONNIER	1:12.435	1.825	5
19	5	D2QUENTIN VERMEULEN	1:12.473	1.863	5
20	15	D1WILFRIED HINFRAY	1:12.499	1.889	5
21	18	D2 MICKAEL GODEFROY	1:12.569	1.959	5
22	45	D2FABRICE LEVASSEUR	1:12.634	2.024	5
23	19	D1XAVIER MICHEL	1:12.733	2.123	5
24	38	D2ROMAIN HEMERY	1:13.056	2.446	5
25	3	D2RAPHAEL HEMERY	1:13.139	2.529	5
26	16	SPONSORS CEDRIC ROUSSEL	1:20.715	10.105	4

Historique des temps


Kart	Pilote	1	2	3	4	5	6	7	8	9	10	Moy.
24	D1JEREMY BILLET	-	1:11.660	1:11.842	1:11.332	1:10.610						1:11.361
22	D1JEAN FRANCOIS TESSIER	-	1:11.774	1:11.378	1:11.854	1:10.819						1:11.456
2	D1NICOLAS QUIBEL	-	1:12.182	1:11.675	1:11.294	1:12.512						1:11.915
44	D1ROMAIN HUBERT	-	1:12.073	1:11.973	1:11.370	1:11.828						1:11.811
34	D1DAVID LEBLED	-	1:12.024	1:11.791	1:11.447	1:11.410						1:11.668
6	D1NOE DUDORET	-	1:12.585	1:12.745	1:11.472	1:11.582						1:12.096
32	D2GUILLAUME RODI	-	1:12.766	1:12.182	1:11.735	1:11.771						1:12.113
46	D2CHRISTOPHE LEV	-	1:13.437	1:13.059	1:12.490	1:11.775						1:12.690
10	D1DAVID HEMERY	-	1:12.185	1:12.091	1:11.836	1:12.031						1:12.035
20	D2GUILLAUME LECL	-	1:13.107	1:12.369	1:11.845	1:12.038						1:12.339
28	D2J-VINCENT LEMOI	-	1:14.116	1:12.905	1:12.129	1:11.925						1:12.768
36	D1J-PIERRE LEMON	-	1:12.548	1:12.018	1:12.045	1:11.991						1:12.150
40	D1ANTHONY HURE	-	1:12.544	1:12.518	1:13.368	1:12.007						1:12.609
33	D2VLAD SAMSON	-	1:12.712	1:12.870	1:12.161	1:12.693						1:12.609
21	D2LEANDRE YGOUT	-	1:13.587	1:12.656	1:12.412	1:12.472						1:12.781
8	D1ALEXANDRE JOU,	-	1:14.029	1:12.630	1:12.417	1:12.496						1:12.893
14	D2STEPHEN DUMON	-	1:13.505	1:13.018	1:12.578	1:12.419						1:12.880
11	D2TONY LEMONNIEI	-	1:14.019	1:13.064	1:12.895	1:12.435						1:13.103
5	D2QUENTIN VERMEI	-	1:13.411	1:12.821	1:12.473	1:12.719						1:12.856



TLK 2026 - Manche 04

resultats

Kart	Pilote	1	2	3	4	5	6	7	8	9	10	Moy.
15	D1WILFRIED HINFR/	-	1:14.626	1:14.542	1:13.057	1:12.499						1:13.681
18	D2 MICKAEL GODEF	-	1:13.876	1:12.837	1:12.888	1:12.569						1:13.042
45	D2FABRICE LEVASS	-	1:14.285	1:13.664	1:13.280	1:12.634						1:13.465
19	D1XAVIER MICHEL	-	1:14.266	1:13.557	1:12.847	1:12.733						1:13.350
38	D2ROMAIN HEMERY	-	1:14.682	1:13.056	1:13.320	1:14.183						1:13.810
3	D2RAPHAEL HEMER	-	1:13.642	1:13.139	1:13.799	1:13.686						1:13.566
16	SPONSORS CEDRIC	-	1:25.362	1:23.470	1:20.715							1:23.182



TLK 2026 - Manche 04

resultats


20' manche 1

19/04/2026 - 09:27

Clt	Kart	Pilote	Tours	Ecart	Meilleur Tour	Points
1	44	D1ROMAIN HUBERT	18		1:10.025	31
2	24	D1JEREMY BILLET	18	0.302	1:10.052	30
3	22	D1JEAN FRANCOIS TESSIER	18	6.547	1:10.358	29
4	10	D1DAVID HEMERY	18	9.332	1:10.220	28
5	32	D2GUILLAUME RODRIGUES	18	14.664	1:10.550	27
6	34	D1DAVID LEBLED	18	15.308	1:10.353	26
7	2	D1NICOLAS QUIBEL	18	16.210	1:10.532	25
8	6	D1NOE DUDORET	18	19.887	1:10.711	24
9	36	D1J-PIERRE LEMONNIER	18	24.520	1:10.708	23
10	33	D2VLAD SAMSON	18	26.782	1:10.847	22
11	46	D2CHRISTOPHE LEVASSEUR	18	27.028	1:10.884	21
12	28	D2J-VINCENT LEMONNIER	18	27.321	1:11.063	20
13	20	D2GUILLAUME LECLERC	18	31.147	1:11.389	19
14	18	D2 MICKAEL GODEFROY	18	31.446	1:10.982	18
15	21	D2LEANDRE YGOUT	18	31.908	1:11.031	17
16	5	D2QUENTIN VERMEULEN	18	32.117	1:10.958	16
17	40	D1ANTHONY HURE	18	36.344	1:11.016	15
18	3	D2RAPHAEL HEMERY	18	40.075	1:11.372	14
19	15	D1WILFRIED HINFRAY	18	44.086	1:11.777	13
20	8	D1ALEXANDRE JOUAN	18	44.578	1:10.828	12
21	14	D2STEPHEN DUMONT	18	45.649	1:11.634	11
22	38	D2ROMAIN HEMERY	18	46.038	1:11.184	10
23	19	D1XAVIER MICHEL	18	51.233	1:12.080	9
24	11	D2TONY LEMONNIER	18	52.054	1:11.770	8
25	45	D2FABRICE LEVASSEUR	18	1:03.873	1:12.333	7
26	16	SPONSORSCEDRIC ROUSSEL	17	1 Tour	1:15.541	6

Historique des temps


Kart	Pilote	1	2	3	4	5	6	7	8	9	10	Moy.
44	D1ROMAIN HUBERT	1:14.525	1:10.879	1:10.691	1:10.374	1:10.314	1:10.275	1:10.043	1:10.025	1:10.169	1:10.044	1:10.451
		1:10.111	1:10.039	1:10.213	1:10.066	1:10.085	1:10.069	1:10.104	1:10.108			
24	D1JEREMY BILLET	1:14.627	1:10.841	1:10.426	1:10.407	1:10.276	1:10.424	1:10.287	1:10.200	1:10.149	1:10.472	1:10.502
		1:10.091	1:10.212	1:10.080	1:10.079	1:10.124	1:10.078	1:10.052	1:10.228			
22	D1JEAN FRANCOIS TESSIER	1:14.695	1:11.103	1:11.398	1:10.777	1:10.559	1:10.677	1:10.752	1:10.535	1:10.444	1:10.479	1:10.863
		1:10.623	1:10.706	1:10.459	1:10.433	1:10.424	1:10.506	1:10.358	1:10.607			
10	D1DAVID HEMERY	1:14.641	1:10.991	1:11.036	1:10.595	1:10.615	1:10.710	1:10.506	1:10.588	1:10.220	1:10.780	1:10.873
		1:10.570	1:10.618	1:10.851	1:10.713	1:10.526	1:10.603	1:10.519	1:10.643			
32	D2GUILLAUME RODI	1:15.747	1:11.497	1:11.079	1:10.700	1:11.286	1:11.106	1:10.869	1:10.550	1:10.609	1:10.791	1:11.181
		1:10.551	1:11.210	1:10.718	1:11.070	1:10.864	1:10.669	1:10.825	1:11.119			
34	D1DAVID LEBLED	1:14.973	1:11.187	1:11.932	1:10.876	1:11.681	1:11.596	1:11.044	1:10.431	1:10.588	1:10.891	1:11.253
		1:10.353	1:11.207	1:10.861	1:11.098	1:10.727	1:10.846	1:10.892	1:11.381			
2	D1NICOLAS QUIBEL	1:16.320	1:11.391	1:11.053	1:10.740	1:11.177	1:11.130	1:10.705	1:10.831	1:10.903	1:10.663	1:11.321
		1:10.532	1:11.111	1:10.911	1:11.128	1:10.831	1:10.679	1:10.884	1:12.805			
6	D1NOE DUDORET	1:15.360	1:11.872	1:11.966	1:11.492	1:11.183	1:11.174	1:10.711	1:11.087	1:11.012	1:11.366	1:11.508
		1:11.583	1:11.094	1:11.164	1:11.154	1:11.372	1:11.318	1:11.045	1:11.196			
36	D1J-PIERRE LEMONNIER	1:17.145	1:12.881	1:11.448	1:11.536	1:11.111	1:10.900	1:11.128	1:10.746	1:10.708	1:11.565	1:11.672
		1:10.984	1:10.974	1:12.516	1:11.741	1:11.598	1:11.184	1:10.783	1:11.150			
33	D2VLAD SAMSON	1:16.065	1:11.457	1:11.268	1:11.150	1:11.732	1:10.875	1:10.847	1:12.235	1:11.252	1:12.009	1:11.791



TLK 2026 - Manche 04

resultats

Kart	Pilote	1	2	3	4	5	6	7	8	9	10	Moy.
		1:11.683	1:10.991	1:12.193	1:11.974	1:11.241	1:11.363	1:11.735	1:12.185			
46	D2CHRISTOPHE LEV	1:17.695	1:12.881	1:11.807	1:12.068	1:11.411	1:11.482	1:11.538	1:11.304	1:11.474	1:11.173	1:11.873
		1:10.884	1:11.332	1:11.254	1:11.525	1:11.479	1:11.025	1:11.404	1:11.990			
28	D2J-VINCENT LEMO	1:15.255	1:11.699	1:11.681	1:11.227	1:11.063	1:11.275	1:11.201	1:11.820	1:11.736	1:11.860	1:11.831
		1:11.096	1:11.099	1:12.611	1:11.748	1:11.344	1:11.647	1:11.942	1:12.671			
20	D2GUILLAUME LECL	1:16.854	1:12.700	1:11.841	1:12.146	1:11.810	1:11.389	1:11.626	1:11.434	1:11.653	1:11.514	1:12.055
		1:11.409	1:11.585	1:11.753	1:11.693	1:11.709	1:11.753	1:12.256	1:11.866			
18	D2 MICKAEL GODEF	1:17.534	1:12.475	1:12.338	1:11.445	1:12.036	1:12.314	1:11.347	1:11.337	1:11.216	1:11.456	1:11.971
		1:11.398	1:10.982	1:11.190	1:11.991	1:11.348	1:11.349	1:11.703	1:12.023			
21	D2LEANDRE YGOUT	1:16.418	1:13.352	1:12.181	1:11.698	1:11.419	1:11.364	1:11.984	1:11.031	1:11.696	1:11.465	1:12.058
		1:11.703	1:11.153	1:11.906	1:12.454	1:11.298	1:11.118	1:12.534	1:12.284			
5	D2QUENTIN VERMEI	1:17.754	1:12.440	1:12.681	1:12.246	1:11.463	1:12.418	1:11.422	1:11.382	1:11.474	1:11.274	1:12.032
		1:11.151	1:11.377	1:10.958	1:11.548	1:11.758	1:11.028	1:12.104	1:12.108			
40	D1ANTHONY HURE	1:17.203	1:13.796	1:11.824	1:11.773	1:11.375	1:17.838	1:11.759	1:11.747	1:11.216	1:11.645	1:12.316
		1:11.621	1:11.137	1:11.367	1:11.016	1:12.750	1:11.210	1:11.130	1:11.294			
3	D2RAPHAEL HEMER	1:18.356	1:13.404	1:12.708	1:11.660	1:11.627	1:13.182	1:12.207	1:12.563	1:11.683	1:11.372	1:12.423
		1:11.928	1:11.686	1:11.602	1:11.979	1:11.858	1:11.818	1:12.053	1:11.934			
15	D1WILFRIED HINFRA	1:18.198	1:12.995	1:12.186	1:12.596	1:12.317	1:13.540	1:12.751	1:12.474	1:12.117	1:12.212	1:12.702
		1:11.999	1:11.777	1:12.082	1:11.970	1:12.015	1:12.101	1:13.019	1:12.304			
8	D1ALEXANDRE JOU	1:16.949	1:13.501	1:11.626	1:11.664	1:11.326	1:25.994	1:12.966	1:11.278	1:12.099	1:11.357	1:12.745
		1:10.995	1:11.297	1:11.855	1:11.348	1:10.828	1:11.102	1:12.258	1:10.970			
14	D2STEPHEN DUMON	1:19.219	1:13.323	1:13.294	1:12.348	1:12.074	1:13.378	1:12.521	1:11.634	1:12.234	1:12.390	1:12.794
		1:11.816	1:11.723	1:13.619	1:11.962	1:11.779	1:11.952	1:13.159	1:11.876			
38	D2ROMAIN HEMERY	1:18.707	1:13.192	1:13.082	1:12.537	1:12.169	1:12.960	1:12.598	1:11.713	1:12.857	1:12.312	1:12.748
		1:11.536	1:11.184	1:13.998	1:11.588	1:12.141	1:11.982	1:12.905	1:12.010			
19	D1XAVIER MICHEL	1:18.197	1:13.185	1:12.970	1:12.469	1:12.080	1:17.459	1:12.481	1:12.607	1:12.334	1:12.303	1:13.059
		1:12.515	1:12.596	1:12.183	1:12.445	1:12.140	1:12.367	1:12.312	1:12.433			
11	D2TONY LEMONNIEF	1:18.369	1:13.098	1:12.574	1:12.141	1:12.290	1:14.795	1:11.961	1:11.967	1:12.194	1:12.147	1:13.143
		1:11.998	1:11.793	1:19.800	1:12.499	1:11.770	1:11.874	1:12.289	1:13.018			
45	D2FABRICE LEVASS	1:25.899	1:14.063	1:13.984	1:12.783	1:12.531	1:12.562	1:12.549	1:13.964	1:13.011	1:12.865	1:13.697
		1:12.443	1:12.333	1:12.617	1:12.605	1:12.440	1:13.258	1:13.212	1:13.427			
16	SPONSORS CEDRIC	1:21.803	1:17.490	1:17.349	1:17.436	1:17.185	1:17.987	1:17.163	1:17.654	1:16.153	1:15.802	1:17.410
		1:17.674	1:16.595	1:18.602	1:16.607	1:15.541	1:16.529	1:18.405				



TLK 2026 - Manche 04

resultats


20' manche 2

19/04/2026 - 10:13

Cl	Kart	Pilote	Tours	Ecart	Meilleur Tour	Points
1	38	D1JEREMY BILLET	17		1:10.474	31
2	28	D1ROMAIN HUBERT	17	0.081	1:10.488	30
3	33	D1DAVID HEMERY	17	3.542	1:10.579	29
4	14	D1JEAN FRANCOIS TESSIER	17	4.348	1:10.656	28
5	3	D1J-PIERRE LEMONNIER	17	4.492	1:10.346	27
6	15	D2GUILLAUME RODRIGUES	17	5.014	1:10.726	26
7	5	D1NICOLAS QUIBEL	17	5.386	1:10.721	25
8	10	D2VLAD SAMSON	17	5.658	1:10.540	24
9	44	D2J-VINCENT LEMONNIER	17	6.601	1:10.605	23
10	21	D1NOE DUDORET	17	11.092	1:10.944	22
11	11	D1DAVID LEBLED	17	11.693	1:11.094	21
12	40	D2 MICKAEL GODEFROY	17	13.140	1:10.688	20
13	16	D1ALEXANDRE JOUAN	17	14.302	1:10.856	19
14	45	D2CHRISTOPHE LEVASSEUR	17	15.218	1:11.169	18
15	2	D2QUENTIN VERMEULEN	17	15.358	1:10.966	17
16	24	D2ROMAIN HEMERY	17	23.968	1:11.191	16
17	22	D2STEPHEN DUMONT	17	24.306	1:11.013	15
18	6	D2LEANDRE YGOUT	17	27.120	1:11.617	14
19	20	D1XAVIER MICHEL	17	28.791	1:11.474	13
20	46	D2FABRICE LEVASSEUR	17	30.714	1:11.678	12
21	18	D1ANTHONY HURE	17	33.679	1:11.657	11
22	36	D2RAPHAEL HEMERY	17	34.321	1:11.896	10
23	34	D2TONY LEMONNIER	17	34.908	1:11.806	9
24	32	D1WILFRIED HINFRAY	17	37.308	1:11.647	8
25	19	D2GUILLAUME LECLERC	17	1:00.368	1:13.088	7
26	8	SPONSORSCEDRIC ROUSSEL	16	1 Tour	1:15.721	6

Historique des temps


Kart	Pilote	1	2	3	4	5	6	7	8	9	10	Moy.
38	D1JEREMY BILLET	1:16.623	1:11.503	1:11.602	1:10.878	1:11.052	1:11.155	1:11.688	1:10.572	1:10.747	1:10.686	1:11.291
		1:10.719	1:10.605	1:10.717	1:11.440	1:10.520	1:10.474	1:10.970				
28	D1ROMAIN HUBERT	1:16.204	1:11.455	1:11.199	1:11.209	1:11.218	1:11.252	1:11.890	1:10.661	1:10.702	1:10.709	1:11.311
		1:10.679	1:10.650	1:10.687	1:11.411	1:10.525	1:10.488	1:11.363				
33	D1DAVID HEMERY	1:15.242	1:11.583	1:11.325	1:11.368	1:11.488	1:11.499	1:13.206	1:10.861	1:10.841	1:10.579	1:11.532
		1:11.240	1:11.929	1:11.250	1:11.066	1:11.016	1:10.676	1:10.880				
14	D1JEAN FRANCOIS TESSIER	1:16.264	1:11.501	1:11.213	1:11.273	1:11.758	1:11.049	1:12.544	1:10.736	1:10.656	1:10.828	1:11.583
		1:11.746	1:11.336	1:11.408	1:11.589	1:11.138	1:10.685	1:11.199				
3	D1J-PIERRE LEMONNIER	1:16.200	1:11.569	1:12.742	1:10.986	1:10.969	1:10.828	1:11.613	1:11.176	1:11.349	1:12.030	1:11.491
		1:11.188	1:10.966	1:10.881	1:10.544	1:10.929	1:10.346	1:11.038				
15	D2GUILLAUME RODRIGUES	1:17.699	1:11.518	1:12.004	1:11.148	1:11.403	1:11.047	1:12.207	1:11.304	1:11.371	1:11.967	1:11.665
		1:11.125	1:10.903	1:11.009	1:11.095	1:10.955	1:10.835	1:10.726				
5	D1NICOLAS QUIBEL	1:16.160	1:11.602	1:12.801	1:11.702	1:10.952	1:11.321	1:11.151	1:11.732	1:10.915	1:11.675	1:11.559
		1:11.328	1:10.816	1:11.204	1:10.721	1:10.891	1:10.777	1:10.764				
10	D2VLAD SAMSON	1:15.395	1:11.815	1:12.655	1:10.946	1:11.440	1:11.443	1:11.387	1:12.304	1:11.110	1:11.932	1:11.561
		1:11.426	1:10.643	1:10.863	1:10.737	1:11.193	1:10.722	1:10.540				
44	D2J-VINCENT LEMONNIER	1:16.194	1:11.735	1:12.811	1:11.700	1:11.411	1:10.838	1:10.605	1:11.733	1:11.132	1:12.190	1:11.586
		1:11.340	1:11.304	1:10.893	1:10.671	1:11.016	1:10.618	1:10.785				
21	D1NOE DUDORET	1:18.030	1:11.497	1:12.433	1:13.071	1:11.816	1:11.679	1:11.371	1:11.143	1:11.153	1:11.168	1:11.910



TLK 2026 - Manche 04

resultats

Kart	Pilote	1	2	3	4	5	6	7	8	9	10	Moy.
		1:11.127	1:11.266	1:11.054	1:11.103	1:10.944	1:12.614	1:11.017				
11	D1DAVID LEBLED	1:16.781	1:11.449	1:11.380	1:11.330	1:12.560	1:11.189	1:12.278	1:11.094	1:11.679	1:12.895	1:12.066
		1:11.884	1:11.369	1:11.891	1:11.484	1:11.385	1:12.822	1:11.657				
40	D2 MICKAEL GODEF	1:16.661	1:11.810	1:11.493	1:17.543	1:12.985	1:10.688	1:10.975	1:10.821	1:11.124	1:10.850	1:11.935
		1:11.010	1:10.951	1:11.183	1:11.521	1:11.084	1:10.969	1:11.231				
16	D1ALEXANDRE JOU.	1:16.898	1:11.848	1:11.254	1:16.258	1:11.683	1:11.322	1:11.307	1:11.290	1:11.178	1:10.915	1:11.954
		1:11.011	1:10.856	1:11.314	1:12.129	1:11.356	1:10.871	1:11.736				
45	D2CHRISTOPHE LEV	1:16.415	1:12.443	1:11.863	1:12.662	1:11.699	1:11.791	1:11.769	1:11.638	1:11.625	1:11.287	1:12.073
		1:11.781	1:11.677	1:11.169	1:12.342	1:11.780	1:11.320	1:11.988				
2	D2QUENTIN VERMEI	1:17.703	1:12.256	1:11.683	1:15.361	1:12.226	1:11.222	1:10.966	1:11.503	1:10.971	1:11.817	1:12.049
		1:11.117	1:11.173	1:11.222	1:11.497	1:10.993	1:11.127	1:12.001				
24	D2ROMAIN HEMERY	1:19.353	1:12.614	1:15.478	1:13.392	1:11.861	1:11.573	1:11.559	1:11.642	1:11.481	1:11.466	1:12.502
		1:11.191	1:11.748	1:11.363	1:12.174	1:11.842	1:12.140	1:11.665				
22	D2STEPHEN DUMON	1:18.693	1:13.019	1:15.361	1:13.228	1:11.524	1:11.960	1:11.994	1:12.479	1:11.489	1:11.596	1:12.530
		1:11.595	1:11.431	1:11.872	1:11.982	1:11.013	1:12.393	1:11.394				
6	D2LEANDRE YGOUT	1:16.845	1:12.339	1:12.317	1:18.434	1:12.059	1:11.745	1:11.684	1:11.617	1:11.814	1:11.875	1:12.751
		1:11.714	1:12.721	1:12.949	1:11.979	1:12.297	1:12.189	1:12.197				
20	D1XAVIER MICHEL	1:18.451	1:13.101	1:16.462	1:13.684	1:12.228	1:11.852	1:12.000	1:11.965	1:11.970	1:12.671	1:12.754
		1:12.044	1:11.694	1:11.968	1:11.474	1:11.545	1:11.873	1:11.851				
46	D2FABRICE LEVASS	1:18.393	1:13.102	1:14.422	1:14.750	1:12.055	1:12.240	1:12.351	1:11.845	1:12.053	1:12.604	1:12.850
		1:12.832	1:12.020	1:11.948	1:11.678	1:11.767	1:12.241	1:12.155				
18	D1ANTHONY HURE	1:21.403	1:13.172	1:14.655	1:14.343	1:12.207	1:12.161	1:11.657	1:11.899	1:12.134	1:13.101	1:13.124
		1:12.324	1:11.907	1:12.449	1:11.764	1:13.058	1:13.038	1:11.838				
36	D2RAPHAEL HEMER	1:18.891	1:12.820	1:14.539	1:14.069	1:13.445	1:12.290	1:12.353	1:11.928	1:11.978	1:13.785	1:13.138
		1:12.368	1:11.896	1:12.071	1:12.111	1:13.137	1:12.981	1:12.690				
34	D2TONY LEMONNIEF	1:19.296	1:12.874	1:18.980	1:11.966	1:11.845	1:11.827	1:11.932	1:11.806	1:11.984	1:13.174	1:13.106
		1:12.064	1:12.182	1:12.123	1:11.966	1:12.818	1:13.112	1:12.861				
32	D1WILFRIED HINFR	1:17.819	1:12.987	1:12.126	1:13.572	1:13.452	1:12.004	1:11.726	1:11.707	1:11.941	1:11.888	1:13.317
		1:11.709	1:11.806	1:12.272	1:12.049	1:11.928	1:25.758	1:11.647				
19	D2GUILLAUME LECL	1:17.645	1:14.605	1:22.111	1:13.088	1:13.324	1:13.148	1:13.779	1:13.143	1:13.959	1:14.022	1:14.448
		1:13.295	1:13.755	1:13.203	1:14.521	1:13.866	1:13.712	1:18.953				
8	SPONSORS CEDRIC	1:21.119	1:16.412	1:17.312	1:16.641	1:16.867	1:15.721	1:15.918	1:16.544	1:16.500	1:15.888	1:16.645
		1:16.282	1:16.329	1:16.076	1:16.596	1:15.927	1:16.196					



TLK 2026 - Manche 04

resultats


20' manche 3

19/04/2026 - 10:57

Clt	Kart	Pilote	Tours	Ecart	Meilleur Tour	Points
1	25	D1ROMAIN HUBERT	17		1:10.429	31
2	44	D1NICOLAS QUIBEL	17	0.166	1:10.369	30
3	2	D1JEREMY BILLET	17	0.483	1:10.392	29
4	21	D2GUILLAUME RODRIGUES	17	5.822	1:10.605	28
5	24	D1DAVID LEBLED	17	6.669	1:10.528	27
6	36	D1JEAN FRANCOIS TESSIER	17	7.287	1:10.640	26
7	22	D1DAVID HEMERY	17	7.514	1:10.748	25
8	6	D1J-PIERRE LEMONNIER	17	7.669	1:10.706	24
9	10	D1ALEXANDRE JOUAN	17	8.029	1:10.549	23
10	5	D2J-VINCENT LEMONNIER	17	20.303	1:11.054	22
11	11	D2GUILLAUME LECLERC	17	21.157	1:11.153	21
12	38	D2QUENTIN VERMEULEN	17	21.253	1:11.211	20
13	20	D2CHRISTOPHE LEVASSEUR	17	21.904	1:11.001	19
14	18	D2VLAD SAMSON	17	22.205	1:11.211	18
15	15	D1NOE DUDORET	17	22.618	1:11.209	17
16	8	D2 MICKAEL GODEFROY	17	22.631	1:11.016	16
17	16	D2STEPHEN DUMONT	17	23.970	1:11.053	15
18	34	D1ANTHONY HURE	17	24.363	1:10.996	14
19	32	D2FABRICE LEVASSEUR	17	24.977	1:11.582	13
20	3	D2LEANDRE YGOUT	17	25.289	1:11.637	12
21	14	D2RAPHAEL HEMERY	17	30.821	1:12.010	11
22	45	D1XAVIER MICHEL	17	31.006	1:11.613	10
23	33	D2TONY LEMONNIER	17	31.566	1:11.463	9
24	46	D1WILFRIED HINFRAY	17	32.135	1:11.613	8
25	28	D2ROMAIN HEMERY	17	38.080	1:11.941	7
26	40	SPONSORSCEDRIC ROUSSEL	16	1 Tour	1:14.347	6

Historique des temps


Kart	Pilote	1	2	3	4	5	6	7	8	9	10	Moy.
25	D1ROMAIN HUBERT	1:15.916	1:11.601	1:11.680	1:10.429	1:11.093	1:10.923	1:10.507	1:10.617	1:10.552	1:10.569	1:11.056
		1:10.434	1:10.525	1:10.509	1:10.530	1:10.707	1:10.760	1:10.603				
44	D1NICOLAS QUIBEL	1:15.550	1:11.703	1:11.194	1:10.555	1:10.711	1:11.016	1:10.678	1:11.197	1:10.452	1:10.661	1:11.039
		1:10.430	1:11.037	1:10.480	1:10.369	1:10.677	1:10.581	1:10.372				
2	D1JEREMY BILLET	1:16.733	1:11.619	1:11.291	1:10.420	1:10.752	1:11.018	1:10.866	1:10.529	1:10.404	1:10.733	1:11.076
		1:10.440	1:10.798	1:10.504	1:10.632	1:10.392	1:10.774	1:10.401				
21	D2GUILLAUME RODI	1:17.259	1:11.314	1:11.367	1:11.022	1:11.316	1:11.863	1:10.853	1:10.879	1:10.945	1:11.494	1:11.497
		1:11.069	1:10.786	1:10.859	1:10.605	1:10.642	1:11.167	1:12.016				
24	D1DAVID LEBLED	1:16.288	1:12.040	1:11.916	1:11.492	1:10.779	1:10.745	1:10.862	1:10.734	1:10.708	1:10.595	1:11.361
		1:10.848	1:10.528	1:10.554	1:10.671	1:10.597	1:11.223	1:12.566				
36	D1JEAN FRANCOIS TESSIER	1:16.263	1:11.599	1:12.195	1:10.977	1:11.545	1:11.024	1:10.687	1:10.695	1:10.811	1:11.270	1:11.516
		1:10.819	1:10.640	1:10.716	1:10.841	1:10.904	1:10.953	1:13.845				
22	D1DAVID HEMERY	1:15.810	1:11.533	1:11.160	1:11.123	1:11.052	1:11.500	1:11.140	1:11.226	1:10.748	1:10.975	1:11.538
		1:10.781	1:10.951	1:10.873	1:10.854	1:10.864	1:11.294	1:14.278				
6	D1J-PIERRE LEMONNIER	1:17.830	1:12.082	1:11.735	1:11.132	1:11.166	1:11.111	1:11.060	1:11.182	1:11.228	1:11.210	1:11.599
		1:10.706	1:10.811	1:10.909	1:11.163	1:11.295	1:11.314	1:11.250				
10	D1ALEXANDRE JOUAN	1:16.956	1:11.747	1:11.714	1:11.976	1:11.368	1:11.228	1:11.565	1:10.841	1:10.697	1:11.064	1:11.427
		1:10.864	1:10.798	1:10.725	1:10.549	1:10.631	1:10.713	1:10.825				
5	D2J-VINCENT LEMONNIER	1:17.469	1:11.780	1:11.883	1:11.964	1:13.058	1:11.548	1:11.054	1:11.256	1:11.729	1:11.222	1:12.199



TLK 2026 - Manche 04

resultats

Kart	Pilote	1	2	3	4	5	6	7	8	9	10	Moy.
		1:11.356	1:13.171	1:11.655	1:12.219	1:12.009	1:12.360	1:11.660				
11	D2GUILLAUME LECL	1:16.923	1:12.151	1:11.718	1:12.153	1:11.651	1:11.580	1:11.153	1:11.385	1:11.506	1:11.271	1:12.142
		1:11.506	1:13.464	1:11.486	1:12.212	1:12.165	1:12.241	1:11.859				
38	D2QUENTIN VERMEI	1:16.756	1:12.061	1:11.712	1:12.192	1:11.436	1:11.423	1:11.211	1:11.524	1:11.348	1:11.238	1:12.165
		1:11.283	1:14.701	1:11.507	1:12.543	1:12.066	1:12.051	1:11.766				
20	D2CHRISTOPHE LEV	1:17.550	1:13.438	1:11.716	1:11.567	1:11.325	1:11.813	1:11.133	1:11.001	1:11.624	1:11.714	1:12.211
		1:11.959	1:12.798	1:11.678	1:12.127	1:11.803	1:12.051	1:12.299				
18	D2VLAD SAMSON	1:16.164	1:12.755	1:11.952	1:11.681	1:11.952	1:11.498	1:11.956	1:11.269	1:11.319	1:11.211	1:12.326
		1:11.844	1:14.431	1:11.552	1:12.368	1:11.920	1:12.828	1:12.853				
15	D1NOE DUDORET	1:18.132	1:11.942	1:11.689	1:12.048	1:11.469	1:11.339	1:11.532	1:11.629	1:11.209	1:11.299	1:12.338
		1:11.237	1:15.167	1:11.835	1:11.540	1:12.218	1:14.059	1:11.403				
8	D2 MICKAEL GODEF	1:15.932	1:12.376	1:12.154	1:11.527	1:12.278	1:11.327	1:11.743	1:11.593	1:11.164	1:11.090	1:12.301
		1:11.475	1:17.185	1:11.586	1:11.827	1:11.016	1:11.928	1:12.922				
16	D2STEPHEN DUMON	1:17.355	1:12.840	1:11.740	1:11.215	1:11.950	1:11.709	1:11.143	1:11.053	1:11.581	1:11.782	1:12.313
		1:12.065	1:13.530	1:12.106	1:13.032	1:11.264	1:12.403	1:12.564				
34	D1ANTHONY HURE	1:17.686	1:13.632	1:11.790	1:11.727	1:11.739	1:11.908	1:10.996	1:11.489	1:11.301	1:11.541	1:12.295
		1:11.489	1:12.150	1:12.245	1:13.620	1:11.361	1:11.855	1:12.492				
32	D2FABRICE LEVASS	1:17.849	1:13.495	1:11.976	1:11.687	1:11.806	1:12.005	1:11.582	1:11.702	1:12.042	1:11.726	1:12.355
		1:11.950	1:11.651	1:11.671	1:12.631	1:11.783	1:11.895	1:12.590				
3	D2LEANDRE YGOUT	1:17.494	1:13.377	1:11.786	1:11.836	1:11.679	1:11.892	1:11.840	1:12.203	1:11.813	1:11.851	1:12.379
		1:11.793	1:11.637	1:11.714	1:12.142	1:11.714	1:12.077	1:13.601				
14	D2RAPHAEL HEMER	1:18.501	1:13.295	1:12.077	1:12.222	1:12.174	1:12.159	1:12.020	1:12.010	1:12.050	1:12.451	1:12.671
		1:12.428	1:12.594	1:12.123	1:12.302	1:12.150	1:12.518	1:12.344				
45	D1XAVIER MICHEL	1:22.415	1:12.935	1:11.939	1:11.872	1:11.721	1:11.621	1:11.613	1:12.358	1:11.909	1:11.836	1:12.704
		1:12.418	1:12.654	1:11.739	1:12.227	1:12.290	1:12.006	1:12.422				
33	D2TONY LEMONNIEF	1:18.891	1:13.281	1:12.274	1:12.441	1:11.463	1:11.905	1:11.899	1:12.221	1:12.199	1:12.045	1:12.685
		1:12.526	1:12.401	1:12.404	1:12.172	1:12.418	1:12.761	1:12.353				
46	D1WILFRIED HINFRA	1:18.931	1:13.089	1:12.313	1:13.337	1:11.930	1:11.966	1:11.613	1:12.602	1:11.905	1:11.733	1:12.735
		1:12.499	1:12.739	1:12.250	1:12.137	1:12.481	1:12.174	1:12.812				
28	D2ROMAIN HEMERY	1:22.755	1:14.015	1:12.661	1:12.312	1:12.590	1:12.704	1:12.191	1:12.621	1:12.586	1:12.120	1:13.076
		1:12.397	1:12.300	1:12.333	1:12.093	1:12.346	1:11.941	1:12.327				
40	SPONSORS CEDRIC	1:20.900	1:15.496	1:14.588	1:14.347	1:15.007	1:15.704	1:15.076	1:15.824	1:15.526	1:15.632	1:15.654
		1:15.890	1:15.149	1:14.680	1:15.113	1:16.130	1:15.413					



TLK 2026 - Manche 04

resultats

resultats

Clt	Kart	Pilote	Points	20' manche 1	20' manche 2	20' manche 3
1		D1ROMAIN HUBERT	92	31	30	31
2		D1JEREMY BILLET	90	30	31	29
3		D1JEAN FRANCOIS TESSIER	83	29	28	26
4		D1DAVID HEMERY	82	28	29	25
5		D2GUILLAUME RODRIGUES	81	27	26	28
6		D1NICOLAS QUIBEL	80	25	25	30
7		D1DAVID LEBLED	74	26	21	27
8		D1J-PIERRE LEMONNIER	74	23	27	24
9		D2J-VINCENT LEMONNIER	65	20	23	22
10		D2VLAD SAMSON	64	22	24	18
11		D1NOE DUDORET	63	24	22	17
12		D2CHRISTOPHE LEVASSEUR	58	21	18	19
13		D1ALEXANDRE JOUAN	54	12	19	23
14		D2 MICKAEL GODEFROY	54	18	20	16
15		D2QUENTIN VERMEULEN	53	16	17	20
16		D2GUILLAUME LECLERC	47	19	7	21
17		D2LEANDRE YGOUT	43	17	14	12
18		D2STEPHEN DUMONT	41	11	15	15
19		D1ANTHONY HURE	40	15	11	14
20		D2RAPHAEL HEMERY	35	14	10	11
21		D2ROMAIN HEMERY	33	10	16	7
22		D2FABRICE LEVASSEUR	32	7	12	13
23		D1XAVIER MICHEL	32	9	13	10
24		D1WILFRIED HINFRAY	29	13	8	8
25		D2TONY LEMONNIER	26	8	9	9
26		D2SPONSORSCEDRIC ROUSSEI	18	6	6	6