



## Challenge TLK M02 50' 2 tps

resultats

### 5' qualifs GROUPE 1

01/02/2025 - 14:01

Cl	Kart	Pilote	Ecart	Meilleur Tour	Tours
1	16	ROMAIN HUBERT D1		1:07.531	6
2	9	FREDERIC GOUBET D1	0.279	1:07.810	6
3	6	DAVID HEMERY D1	0.370	1:07.901	6
4	7	DAVID LEBLED D1	0.382	1:07.913	6
5	10	JULIEN-P. LEMONNIER D1	0.398	1:07.929	6
6	15	NICOLAS QUIBEL D1	0.505	1:08.036	6
7	20	ANTHONY HURE D2	1.042	1:08.573	6
8	11	LOÏC BLAISE D1	1.203	1:08.734	6
9	18	WILFRIED HINFRAY D1	1.490	1:09.021	6
10	17	THOMAS ROQUIGNY D1	1.509	1:09.040	6
11	4	ALEXANDRE JOUAN D1	1.724	1:09.255	5
12	8	FABRICE TROHAY D1	1.927	1:09.458	5
13	19	XAVIER MICHEL D1	2.142	1:09.673	5

#### Historique des temps

Kart	Pilote	1	2	3	4	5	6	7	8	9	10	Moy.
16	ROMAIN HUBERT D	-	1:10.650	1:09.888	1:08.823	1:08.402	1:07.531					1:09.058
9	FREDERIC GOUBET	-	1:10.689	1:09.008	1:08.601	1:08.807	1:07.810					1:08.983
6	DAVID HEMERY D1	-	1:11.284	1:09.928	1:10.303	1:08.445	1:07.901					1:09.572
7	DAVID LEBLED D1	-	1:09.549	1:09.884	1:08.444	1:08.435	1:07.913					1:08.845
10	JULIEN-P. LEMONNIER	-	1:10.416	1:09.606	1:09.999	1:07.929	1:09.998					1:09.589
15	NICOLAS QUIBEL D	-	1:12.506	1:10.409	1:09.573	1:08.036	1:08.264					1:09.757
20	ANTHONY HURE D2	-	1:14.309	1:13.032	1:10.345	1:09.523	1:08.573					1:11.156
11	LOÏC BLAISE D1	-	1:12.901	1:10.119	1:10.427	1:09.852	1:08.734					1:10.406
18	WILFRIED HINFRAY	-	1:12.416	1:13.058	1:11.656	1:09.021	1:09.729					1:11.176
17	THOMAS ROQUIGNY	-	1:12.993	1:12.669	1:12.282	1:09.040	1:09.520					1:11.300
4	ALEXANDRE JOUAN	-	1:11.894	1:09.816	1:12.546	1:09.255						1:10.877
8	FABRICE TROHAY D	-	1:12.018	1:10.345	1:11.293	1:09.458						1:10.778
19	XAVIER MICHEL D1	-	1:13.860	1:12.366	1:11.512	1:09.673						1:11.852



## Challenge TLK M02 50' 2 tps

resultats


### 5' qualifs GROUPE 2

01/02/2025 - 14:11

Cl	Kart	Pilote	Ecart	Meilleur Tour	Tours
1	19	VALENTIN DAVID D2		1:07.634	5
2	8	FLORENT MOREAU D2	0.447	1:08.081	5
3	16	NOE DUDORET D2	0.676	1:08.310	5
4	4	CHRISTO. LEVASSEUR D2	1.386	1:09.020	5
5	15	LEANDRE YGOUT D2	1.405	1:09.039	5
6	17	QUENTIN VERMEULEN D2	1.448	1:09.082	5
7	11	LAETITIA LEMESLE D2	2.720	1:10.354	5
8	20	VALENTIN VERMEULEN D2	3.101	1:10.735	5
9	7	FABRICE LEVASSEUR D2	3.477	1:11.111	5
10	18	SIMON BLAISE D2	5.954	1:13.588	4
11	9	JEAN-CH. LEMESLE D2	6.716	1:14.350	4
12	10	KEVIN PEPINO D2	11.035	1:18.669	4
13	6	DAVID DUMONT D2	11.998	1:19.632	4

#### Historique des temps

Kart	Pilote	1	2	3	4	5	6	7	8	9	10	Moy.
19	VALENTIN DAVID D2	-	1:11.290	1:10.792	1:08.913	1:07.634						1:09.657
8	FLORENT MOREAU	-	1:11.092	1:08.831	1:08.081	1:09.644						1:09.412
16	NOE DUDORET D2	-	1:09.791	1:09.700	1:08.350	1:08.310						1:09.037
4	CHRISTO. LEVASSEUR	-	1:13.330	1:09.031	1:09.020	1:09.623						1:10.251
15	LEANDRE YGOUT D2	-	1:11.277	1:10.720	1:09.039	1:09.133						1:10.042
17	QUENTIN VERMEULI	-	1:13.600	1:11.102	1:09.367	1:09.082						1:10.787
11	LAETITIA LEMESLE	-	1:11.087	1:09.507	1:10.354	1:11.152						1:10.864
20	VALENTIN VERMEUL	-	1:12.408	1:12.308	1:10.886	1:10.735						1:11.584
7	FABRICE LEVASSEUR	-	1:18.588	1:12.490	1:13.299	1:11.111						1:13.872
18	SIMON BLAISE D2	-	1:17.211	1:16.305	1:13.588							1:15.701
9	JEAN-CH. LEMESLE	-	1:16.480	1:15.936	1:14.350							1:15.588
10	KEVIN PEPINO D2	-	1:21.777	1:18.669	1:21.313							1:20.586
6	DAVID DUMONT D2	-	1:24.402	1:34.429	1:19.632							1:26.154



## Challenge TLK M02 50' 2 tps

resultats

### résultats qualifs

Clt	Pilote	5' qualifs GROUPE 1	5' qualifs GROUPE 2
1	ROMAIN HUBERT D1	1:07.531	
2	VALENTIN DAVID D2		1:07.634
3	FREDERIC GOUBET D1	1:07.810	
4	DAVID HEMERY D1	1:07.901	
5	DAVID LEBLED D1	1:07.913	
6	JULIEN-P. LEMONNIERD1	1:07.929	
7	NICOLAS QUIBEL D1	1:08.036	
8	FLORENT MOREAU D2		1:08.081
9	NOE DUDORET D2		1:08.310
10	ANTHONY HURE D2	1:08.573	
11	LOÏC BLAISE D1	1:08.734	
12	CHRISTO. LEVASSEUR D2		1:09.020
13	WILFRIED HINFRAY D1	1:09.021	
14	LEANDRE YGOUT D2		1:09.039
15	THOMAS ROQUIGNY D1	1:09.040	
16	QUENTIN VERMEULEN D2		1:09.082
17	ALEXANDRE JOUAN D1	1:09.255	
18	FABRICE TROHAY D1	1:09.458	
19	XAVIER MICHEL D1	1:09.673	
20	LAETITIA LEMESLE D2		1:10.354
21	VALENTIN VERMEULEN D2		1:10.735
22	FABRICE LEVASSEUR D2		1:11.111
23	SIMON BLAISE D2		1:13.588
24	JEAN-CH. LEMESLE D2		1:14.350
25	KEVIN PEPINO D2		1:18.669
26	DAVID DUMONT D2		1:19.632



## Challenge TLK M02 50' 2 tps

resultats


### Course 1 Finale B

01/02/2025 - 14:45

Clit	Kart	Pilote	Tours	Ecart	Interv.	Meilleur Tour	km/h	Points
1	19	THOMAS ROQUIGNY D1	14			1:07.026	63.53	31
2	17	ALEXANDRE JOUAN D1	14	0.225	0.225	1:06.287	63.52	30
3	20	LEANDRE YGOUT D2	14	1.405	1.180	1:06.887	63.44	29
4	15	XAVIER MICHEL D1	14	5.657	4.252	1:06.357	63.16	28
5	16	FABRICE TROHAY D1	14	12.593	6.936	1:07.617	62.70	27
6	18	QUENTIN VERMEULEN D2	14	12.720	0.127	1:06.481	62.69	26
7	10	VALENTIN VERMEULEN D2	14	26.102	13.382	1:08.091	61.84	25
8	11	FABRICE LEVASSEUR D2	14	28.453	2.351	1:08.170	61.69	24
9	2	JEAN-CH. LEMESLE D2	14	32.528	4.075	1:08.176	61.43	23
10	1	LAETITIA LEMESLE D2	14	40.127	7.599	1:08.270	60.96	22
11	8	SIMON BLAISE D2	14	57.607	17.480	1:09.946	59.91	21
12	4	DAVID DUMONT D2	13	1 Tour	1 Tour	1:13.982	55.87	20
13	6	KEVIN PEPINO D2	12	2 Tours	1 Tour	1:16.589	54.28	19

#### Historique des temps

Kart	Pilote	1	2	3	4	5	6	7	8	9	10	Moy.
19	THOMAS ROQUIGNY	1:10.581 1:07.395	1:08.392 1:07.731	1:08.708 1:07.639	1:07.360 1:08.364	1:07.878	1:07.751	1:07.234	1:08.598	1:07.134	<b>1:07.026</b>	1:07.985
17	ALEXANDRE JOUAN	1:14.802 1:06.656	1:07.444 1:06.534	1:07.289 1:07.164	1:08.803 1:06.743	1:07.774	1:07.210	1:09.397	1:08.767	1:06.892	<b>1:06.287</b>	1:07.983
20	LEANDRE YGOUT	1:10.562 1:07.417	1:08.386 <b>1:06.887</b>	1:10.419 1:07.640	1:08.112 1:08.034	1:07.681	1:08.186	1:07.832	1:07.317	1:07.353	1:07.541	1:08.097
15	XAVIER MICHEL D1	1:12.464 1:06.633	1:08.777 1:09.399	1:08.662 1:06.951	1:09.201 <b>1:06.357</b>	1:07.118	1:07.314	1:09.182	1:09.090	1:08.030	1:07.827	1:08.357
16	FABRICE TROHAY	1:11.857 1:10.158	1:09.145 1:08.973	1:08.080 1:08.185	1:08.300 1:07.796	1:07.777	<b>1:07.617</b>	1:10.691	1:09.053	1:08.481	1:07.700	1:08.843
18	QUENTIN VERMEULI	1:15.142 1:07.110	1:10.021 1:13.945	1:07.454 1:09.119	1:06.883 1:06.812	1:07.573	1:06.816	1:08.537	1:08.742	1:09.506	<b>1:06.481</b>	1:08.867
10	VALENTIN VERMEUL	1:16.699 1:10.902	1:09.647 <b>1:08.091</b>	1:09.265 1:09.483	1:09.152 1:09.353	1:09.050	1:09.127	1:08.871	1:09.062	1:09.289	1:09.063	1:09.789
11	FABRICE LEVASSEU	1:19.746 1:08.787	1:09.808 1:08.247	1:09.414 <b>1:08.170</b>	1:10.173 1:08.509	1:09.047	1:09.402	1:08.408	1:11.529	1:08.513	1:09.414	1:09.940
2	JEAN-CH. LEMESLE	1:17.670 1:09.433	1:10.599 1:08.642	1:10.460 1:09.075	1:10.890 1:09.320	1:09.251	1:08.714	1:10.030	1:11.174	<b>1:08.176</b>	1:09.116	1:10.182
1	LAETITIA LEMESLE	1:29.688 1:09.052	1:10.709 1:09.589	1:10.588 <b>1:08.270</b>	1:09.195 1:09.198	1:08.912	1:08.451	1:09.994	1:08.904	1:09.433	1:09.061	1:10.788
8	SIMON BLAISE D2	1:15.314 1:11.064	1:13.082 <b>1:09.946</b>	1:10.083 1:10.750	1:11.412 1:13.512	1:14.440	1:12.012	1:12.939	1:10.866	1:10.746	1:12.059	1:12.016
4	DAVID DUMONT D2	1:23.303 1:14.152	1:19.984 <b>1:13.982</b>	1:18.039 1:14.006	1:17.157	1:17.536	1:17.907	1:19.719	1:15.216	1:16.290	1:15.000	1:17.099
6	KEVIN PEPINO D2	1:22.878 1:16.765	1:19.140 1:16.648	1:19.302	1:17.650	1:18.065	1:18.201	1:33.894	1:17.409	1:16.799	<b>1:16.589</b>	1:19.445



## Challenge TLK M02 50' 2 tps

resultats


### Course 1 Finale A

01/02/2025 - 15:06

Clit	Kart	Pilote	Tours	Ecart	Interv.	Meilleur Tour	km/h	Points
1	19	ROMAIN HUBERT D1	14			1:05.238	65.79	31
2	17	DAVID HEMERY D1	14	7.597	7.597	1:05.297	65.25	30
3	20	VALENTIN DAVID D2	14	9.286	1.689	1:05.619	65.13	29
4	15	JULIEN-P. LEMONNIERD1	14	13.392	4.106	1:05.725	64.84	28
5	18	FREDERIC GOUBET D1	14	15.555	2.163	1:05.712	64.69	27
6	16	DAVID LEBLED D1	14	17.021	1.466	1:05.857	64.59	26
7	11	NICOLAS QUIBEL D1	14	19.093	2.072	1:05.486	64.45	25
8	1	NOE DUDORET D2	14	19.467	0.374	1:05.624	64.43	24
9	10	FLORENT MOREAU D2	14	20.561	1.094	1:05.925	64.35	23
10	2	LOÏC BLAISE D1	14	23.646	3.085	1:05.958	64.14	22
11	8	ANTHONY HURE D2	14	25.369	1.723	1:06.121	64.02	21
12	4	WILFRIED HINFRAY D1	14	26.628	1.259	1:05.839	63.94	20
13	6	CHRISTO. LEVASSEUR D2	14	27.969	1.341	1:06.124	63.85	19

#### Historique des temps

Kart	Pilote	1	2	3	4	5	6	7	8	9	10	Moy.
19	ROMAIN HUBERT D	1:08.092	1:06.049	1:05.673	1:05.764	1:05.246	1:05.520	1:05.299	1:05.257	1:05.243	1:05.465	1:05.663
		1:05.240	1:05.887	<b>1:05.238</b>	1:05.321							
17	DAVID HEMERY D1	1:10.466	1:06.516	1:06.596	1:06.273	1:05.671	1:05.719	1:05.735	1:05.766	1:05.608	1:06.279	1:06.183
		1:05.701	1:05.521	<b>1:05.297</b>	1:05.418							
20	VALENTIN DAVID D	1:09.368	1:07.145	1:06.589	1:06.332	1:05.738	1:05.800	1:06.594	1:06.080	1:05.713	1:05.793	1:06.317
		1:05.849	<b>1:05.619</b>	1:05.727	1:06.099							
15	JULIEN-P. LEMONNI	1:09.148	1:07.079	1:06.629	1:07.076	1:06.022	1:05.856	1:07.024	1:06.283	1:05.879	1:06.094	1:06.583
		<b>1:05.725</b>	1:06.611	1:06.638	1:06.099							
18	FREDERIC GOUBET	1:11.344	1:06.863	1:06.857	1:05.935	1:06.577	1:06.118	1:07.522	1:05.769	1:07.585	1:06.117	1:06.753
		<b>1:05.712</b>	1:06.357	1:05.875	1:05.911							
16	DAVID LEBLED D1	1:10.659	1:06.406	1:06.519	1:06.989	1:06.338	1:06.240	1:06.605	1:06.722	1:07.227	<b>1:05.857</b>	1:06.835
		1:06.161	1:06.374	1:06.714	1:06.886							
11	NICOLAS QUIBEL D	1:10.580	1:07.273	1:07.623	1:06.237	1:06.346	1:05.493	1:09.091	1:06.547	1:07.511	1:06.323	1:06.968
		1:06.262	<b>1:05.486</b>	1:06.375	1:06.410							
1	NOE DUDORET D2	1:13.097	1:08.029	1:07.068	1:06.172	1:06.431	1:06.593	1:06.555	1:06.151	1:06.872	1:06.324	1:06.985
		1:06.690	<b>1:05.624</b>	1:06.299	1:05.897							
10	FLORENT MOREAU	1:11.378	1:06.823	1:06.339	1:06.819	1:06.806	1:06.845	1:07.269	1:06.619	1:07.874	1:06.955	1:07.068
		1:06.611	<b>1:05.925</b>	1:06.637	1:06.058							
2	LOÏC BLAISE D1	1:12.277	1:08.545	1:08.772	1:07.060	1:06.292	1:06.062	1:06.369	1:06.822	1:06.554	1:06.247	1:07.274
		<b>1:05.958</b>	1:08.425	1:06.062	1:06.398							
8	ANTHONY HURE D2	1:11.843	1:08.283	1:07.009	1:06.795	1:06.688	1:07.789	1:06.161	1:06.380	1:06.616	1:06.805	1:07.397
		1:07.036	1:08.800	<b>1:06.121</b>	1:07.236							
4	WILFRIED HINFRAY	1:12.926	1:08.224	1:07.963	1:07.601	1:07.052	1:07.800	1:07.425	1:06.131	1:06.333	1:06.083	1:07.478
		<b>1:05.839</b>	1:07.112	1:07.017	1:07.192							
6	CHRISTO. LEVASSEI	1:13.016	1:08.710	1:08.164	1:06.970	1:07.091	1:08.024	1:07.198	1:07.274	1:06.965	1:07.060	1:07.572
		1:06.301	<b>1:06.124</b>	1:06.887	1:06.227							



## Challenge TLK M02 50' 2 tps

resultats


### Course 2 - Finale B

01/02/2025 - 15:43

Clit	Kart	Pilote	Tours	Ecart	Interv.	Meilleur Tour	km/h	Points
1	4	WILFRIED HINFRAY D1	14			1:05.993	64.84	31
2	8	CHRISTO. LEVASSEUR D2	14	0.241	0.241	1:05.675	64.82	30
3	11	QUENTIN VERMEULEN D2	14	9.431	9.190	1:06.095	64.19	29
4	18	VALENTIN VERMEULEN D2	14	25.890	16.459	1:07.063	63.09	28
5	10	FABRICE LEVASSEUR D2	14	30.100	4.210	1:06.792	62.81	27
6	1	XAVIER MICHEL D1	14	30.469	0.369	1:05.395	62.79	26
7	6	ANTHONY HURE D2	14	32.176	1.707	1:06.565	62.68	25
8	2	FABRICE TROHAY D1	14	34.401	2.225	1:07.734	62.54	24
9	16	JEAN-CH. LEMESLE D2	14	39.348	4.947	1:07.592	62.22	23
10	3	LAETITIA LEMESLE D2	14	39.453	0.105	1:07.128	62.21	22
11	20	SIMON BLAISE D2	14	59.600	20.147	1:08.495	60.95	21
12	17	DAVID DUMONT D2	13	1 Tour	1 Tour	1:11.688	58.59	20
13	19	KEVIN PEPINO D2	13	1 Tour	25.375	1:14.232	57.08	19

#### Historique des temps

Kart	Pilote	1	2	3	4	5	6	7	8	9	10	Moy.
4	WILFRIED HINFRAY	1:07.503	1:07.341	1:06.666	1:06.670	1:06.733	1:06.022	<b>1:05.993</b>	1:06.468	1:06.581	1:06.048	1:06.623
		1:06.890	1:06.026	1:06.956	1:06.836							
8	CHRISTO. LEVASSEUR	1:09.309	1:06.823	1:06.454	1:06.149	1:06.614	1:06.493	1:06.581	<b>1:05.675</b>	1:06.526	1:06.319	1:06.621
		1:06.349	1:06.249	1:06.196	1:06.969							
11	QUENTIN VERMEULEN	1:10.020	1:07.628	1:09.782	1:07.577	1:06.991	1:07.482	1:06.238	1:06.921	<b>1:06.095</b>	1:06.984	1:07.255
		1:06.459	1:06.291	1:06.592	1:06.522							
18	VALENTIN VERMEULEN	1:12.287	1:11.583	1:09.876	1:08.189	1:07.999	1:07.191	1:07.162	1:07.281	1:08.249	1:07.137	1:08.435
		1:08.503	1:07.509	1:08.061	<b>1:07.063</b>							
10	FABRICE LEVASSEUR	1:10.948	1:07.350	1:21.784	1:07.322	1:07.939	1:07.492	1:07.447	1:06.951	1:07.400	1:07.713	1:08.720
		<b>1:06.792</b>	1:08.017	1:06.860	1:08.066							
1	XAVIER MICHEL D1	1:09.893	1:07.872	1:10.739	1:23.324	1:09.708	1:05.881	1:06.800	1:07.805	1:06.552	1:07.200	1:08.778
		1:05.901	1:08.102	<b>1:05.395</b>	1:07.726							
6	ANTHONY HURE D2	1:10.069	1:07.597	1:24.326	1:07.202	1:09.793	1:07.810	1:07.335	1:08.047	<b>1:06.565</b>	1:07.535	1:08.918
		1:07.065	1:07.977	1:06.829	1:06.713							
2	FABRICE TROHAY D1	1:12.775	1:10.732	1:10.809	1:08.682	1:08.205	1:08.607	1:08.187	1:07.822	1:07.947	1:07.779	1:08.994
		1:08.623	1:09.938	1:08.086	<b>1:07.734</b>							
16	JEAN-CH. LEMESLE	1:11.869	1:08.941	1:12.820	1:10.291	1:10.311	1:08.460	1:09.866	1:09.111	1:08.974	1:08.504	1:09.375
		1:08.243	1:07.737	<b>1:07.592</b>	1:08.531							
3	LAETITIA LEMESLE	1:12.486	1:10.290	1:08.741	1:07.620	1:18.178	1:08.092	1:07.572	1:11.310	1:07.268	1:07.809	1:09.366
		1:08.509	1:08.680	<b>1:07.128</b>	1:07.443							
20	SIMON BLAISE D2	1:13.868	1:15.054	1:12.304	1:09.063	1:13.651	1:10.098	1:09.303	1:11.660	1:09.286	1:10.461	1:10.757
		1:09.048	1:08.544	<b>1:08.495</b>	1:09.775							
17	DAVID DUMONT D2	1:15.693	1:14.372	1:14.299	1:11.835	<b>1:11.688</b>	1:11.987	1:12.565	1:13.594	1:15.108	1:15.280	1:13.548
		1:13.411	1:13.424	1:12.869								
19	KEVIN PEPINO D2	1:18.624	1:16.819	1:15.850	1:15.484	1:15.589	1:15.144	1:14.463	<b>1:14.232</b>	1:14.460	1:14.859	1:15.486
		1:16.811	1:14.317	1:14.666								



# Challenge TLK M02 50' 2 tps

resultats


## Course 2 - Finale A

01/02/2025 - 16:03

Clit	Kart	Pilote	Tours	Ecart	Interv.	Meilleur Tour	km/h	Points
1	10	FREDERIC GOUBET D1	14			1:05.234	65.67	31
2	4	DAVID HEMERY D1	14	0.741	0.741	1:04.856	65.61	30
3	1	DAVID LEBLED D1	14	2.904	2.163	1:05.232	65.46	29
4	16	NICOLAS QUIBEL D1	14	3.076	0.172	1:04.687	65.45	28
5	5	ROMAIN HUBERT D1	14	8.063	4.987	1:04.916	65.10	27
6	18	FLORENT MOREAU D2	14	11.184	3.121	1:05.113	64.88	26
7	17	ALEXANDRE JOUAN D1	14	12.885	1.701	1:05.290	64.76	25
8	3	LOÏC BLAISE D1	14	15.363	2.478	1:05.498	64.59	24
9	8	VALENTIN DAVID D2	14	16.341	0.978	1:05.378	64.52	23
10	2	JULIEN-P. LEMONNIERD1	14	16.402	0.061	1:05.591	64.52	22
11	20	THOMAS ROQUIGNY D1	14	17.059	0.657	1:05.586	64.47	21
12	19	CHRISTO. LEVASSEUR D2	14	21.535	4.476	1:06.183	64.17	20
13	11	NOE DUDORET D2	14	27.772	6.237	1:05.353	63.74	19

### Historique des temps

Kart	Pilote	1	2	3	4	5	6	7	8	9	10	Moy.
10	FREDERIC GOUBET	1:07.583 1:05.685	1:06.078 1:05.662	1:06.309 1:05.328	1:05.756 1:05.377	1:05.656	1:05.819	1:05.335	1:05.887	1:05.315	<b>1:05.234</b>	1:05.787
4	DAVID HEMERY D1	1:09.017 1:05.368	1:06.701 <b>1:04.856</b>	1:05.883 1:04.890	1:05.140 1:05.521	1:05.497	1:05.455	1:05.253	1:05.644	1:06.319	1:05.754	1:05.807
1	DAVID LEBLED D1	1:07.982 1:06.170	1:06.147 1:05.386	1:06.042 1:05.673	1:05.989 1:05.533	1:05.859	1:05.661	<b>1:05.232</b>	1:05.846	1:06.360	1:06.059	1:05.995
16	NICOLAS QUIBEL D	1:08.536 1:05.487	1:07.314 <b>1:04.687</b>	1:06.208 1:05.413	1:05.572 1:05.260	1:05.364	1:05.120	1:07.084	1:05.936	1:05.560	1:05.927	1:05.962
5	ROMAIN HUBERT D	1:09.619 1:05.678	1:08.843 1:05.374	1:07.222 1:04.980	1:06.717 <b>1:04.916</b>	1:06.086	1:06.043	1:06.157	1:05.461	1:05.995	1:05.414	1:06.321
18	FLORENT MOREAU	1:09.910 1:05.393	1:08.522 1:05.872	1:07.080 1:05.520	1:07.287 1:06.035	1:06.753	1:06.470	1:05.920	1:05.688	1:05.771	<b>1:05.113</b>	1:06.523
17	ALEXANDRE JOUAN	1:12.587 1:05.371	1:07.808 <b>1:05.290</b>	1:05.502 1:06.201	1:08.466 1:05.617	1:06.104	1:06.155	1:05.914	1:05.928	1:05.725	1:05.976	1:06.617
3	LOÏC BLAISE D1	1:09.445 <b>1:05.498</b>	1:10.039 1:07.037	1:06.457 1:06.076	1:08.484 1:06.841	1:06.172	1:06.155	1:05.826	1:05.983	1:05.652	1:05.670	1:06.809
8	VALENTIN DAVID D	1:08.528 1:07.020	1:09.601 1:05.708	1:07.625 1:07.479	1:06.762 1:08.032	1:06.919	1:06.812	1:05.877	1:05.762	1:05.477	<b>1:05.378</b>	1:06.927
2	JULIEN-P. LEMONNII	1:09.858 <b>1:05.591</b>	1:08.783 1:07.494	1:06.970 1:07.875	1:06.366 1:08.378	1:06.594	1:06.096	1:05.882	1:05.626	1:05.997	1:05.603	1:06.936
20	THOMAS ROQUIGNY	1:10.653 1:05.895	1:07.884 1:06.447	1:06.938 1:05.998	1:07.189 1:06.269	1:06.875	1:06.412	1:07.096	1:05.940	<b>1:05.586</b>	1:07.731	1:06.922
19	CHRISTO. LEVASSEI	1:10.730 1:06.824	1:09.641 1:06.244	1:07.199 1:07.289	1:06.945 1:06.988	1:06.625	1:06.274	1:06.811	1:06.467	<b>1:06.183</b>	1:06.837	1:07.218
11	NOE DUDORET D2	1:14.223 1:07.450	1:07.213 1:07.436	1:07.457 1:06.155	1:06.485 1:06.787	1:06.994	1:06.125	1:06.275	1:05.419	<b>1:05.353</b>	1:14.690	1:07.718



# Challenge TLK M02 50' 2 tps

resultats

## Course 3 - Finale B


01/02/2025 - 16:43

Clit	Kart	Pilote	Tours	Ecart	Interv.	Meilleur Tour	km/h	Points
1	20	NOE DUDORET D2	14			1:05.369	64.95	31
2	19	LEANDRE YGOUT D2	14	6.250	6.250	1:06.276	64.52	30
3	18	THOMAS ROQUIGNY D1	14	14.862	8.612	1:06.777	63.93	29
4	3	XAVIER MICHEL D1	14	15.242	0.380	1:06.177	63.91	28
5	5	FABRICE TROHAY D1	14	15.562	0.320	1:06.720	63.88	27
6	4	ANTHONY HURE D2	14	19.432	3.870	1:06.174	63.62	26
7	10	LAETITIA LEMESLE D2	14	23.594	4.162	1:06.636	63.35	25
8	2	FABRICE LEVASSEUR D2	14	35.219	11.625	1:07.350	62.58	24
9	1	VALENTIN VERMEULEN D2	14	35.414	0.195	1:06.761	62.57	23
10	8	JEAN-CH. LEMESLE D2	14	37.139	1.725	1:07.436	62.46	22
11	11	SIMON BLAISE D2	14	1:02.004	24.865	1:08.506	60.90	21
12	16	DAVID DUMONT D2	13	1 Tour	1 Tour	1:11.223	58.65	20
13	17	KEVIN PEPINO D2	13	1 Tour	18.302	1:13.815	57.55	19

### Historique des temps

Kart	Pilote	1	2	3	4	5	6	7	8	9	10	Moy.
20	NOE DUDORET D2	1:09.402 1:06.679	1:07.195 1:05.452	1:06.746 1:05.844	1:07.138 1:08.450	1:06.201	1:05.479	1:05.767	1:05.635	1:05.616	<b>1:05.369</b>	1:06.498
19	LEANDRE YGOUT D2	1:09.377 1:06.688	1:07.043 1:06.953	1:07.074 1:06.452	1:07.574 1:07.031	1:06.734	1:06.294	1:06.652	<b>1:06.276</b>	1:06.475	1:06.784	1:06.957
18	THOMAS ROQUIGNY D1	1:09.963 1:06.934	1:07.227 <b>1:06.777</b>	1:08.202 1:07.400	1:09.526 1:07.229	1:06.919	1:07.303	1:07.129	1:07.317	1:06.913	1:07.175	1:07.572
3	XAVIER MICHEL D1	1:11.137 1:07.185	1:06.550 1:06.215	1:07.534 1:07.069	1:10.397 1:07.349	<b>1:06.177</b>	1:07.379	1:07.052	1:07.310	1:08.496	1:06.252	1:07.578
5	FABRICE TROHAY D1	1:11.475 <b>1:06.720</b>	1:07.896 1:06.763	1:06.905 1:08.682	1:07.961 1:07.205	1:07.160	1:07.368	1:07.014	1:07.289	1:06.931	1:06.960	1:07.594
4	ANTHONY HURE D2	1:13.675 <b>1:06.174</b>	1:08.351 1:07.027	1:08.124 1:07.145	1:07.799 1:07.094	1:06.535	1:07.328	1:08.216	1:06.495	1:08.787	1:07.261	1:07.857
10	LAETITIA LEMESLE D2	1:13.311 1:07.352	1:08.126 1:07.282	1:07.798 1:09.657	1:07.551 1:08.869	1:06.906	1:07.763	1:07.378	1:07.019	1:08.242	<b>1:06.636</b>	1:08.135
2	FABRICE LEVASSEUR D2	1:13.776 1:10.031	1:10.762 <b>1:07.350</b>	1:08.404 1:08.609	1:08.147 1:08.171	1:08.145	1:08.126	1:07.866	1:08.439	1:08.981	1:09.002	1:08.986
1	VALENTIN VERMEUL D2	1:11.718 1:07.820	1:08.721 1:07.139	1:07.377 1:10.087	1:07.864 1:08.549	1:07.633	1:06.988	1:06.864	<b>1:06.761</b>	1:11.278	1:17.606	1:09.028
8	JEAN-CH. LEMESLE D2	1:13.576 1:09.229	1:11.336 1:08.625	1:09.523 1:08.673	1:08.582 1:09.678	<b>1:07.436</b>	1:08.029	1:07.446	1:07.729	1:08.484	1:08.997	1:09.095
11	SIMON BLAISE D2	1:14.224 1:17.394	1:15.340 1:10.407	1:09.977 1:10.472	1:10.473 <b>1:02.438</b>	<b>1:08.506</b>	1:10.091	1:11.965	1:10.437	1:09.880	1:10.355	1:11.501
16	DAVID DUMONT D2	1:18.380 1:14.463	1:15.021 1:15.545	1:13.513 1:14.358	1:12.189	1:11.466	1:11.505	<b>1:11.223</b>	1:11.464	1:11.911	1:14.646	1:13.514
17	KEVIN PEPINO D2	1:17.563 1:16.026	1:15.092 1:15.592	1:14.316 1:15.098	1:14.027	1:14.174	1:14.872	1:15.085	<b>1:13.815</b>	1:14.160	1:14.152	1:14.920





## Challenge TLK M02 50' 2 tps

resultats

### Course 3 - Finale A

01/02/2025 - 17:03

Clit	Kart	Pilote	Tours	Ecart	Interv.	Meilleur Tour	km/h	Points
1	11	ROMAIN HUBERT D1	14			1:05.134	64.98	31
2	10	NICOLAS QUIBEL D1	14	2.763	2.763	1:05.403	64.79	30
3	18	ALEXANDRE JOUAN D1	14	3.487	0.724	1:05.295	64.74	29
4	4	FREDERIC GOUBET D1	14	5.704	2.217	1:05.291	64.59	28
5	16	FLORENT MOREAU D2	14	11.206	5.502	1:06.225	64.21	27
6	5	DAVID HEMERY D1	14	12.997	1.791	1:05.236	64.09	26
7	17	LOÏC BLAISE D1	14	13.532	0.535	1:05.839	64.05	25
8	20	JULIEN-P. LEMONNIERD1	14	15.952	2.420	1:05.556	63.89	24
9	1	WILFRIED HINFRAY D1	14	16.557	0.605	1:05.904	63.85	23
10	8	DAVID LEBLED D1	14	17.300	0.743	1:05.990	63.80	22
11	19	VALENTIN DAVID D2	14	17.319	0.019	1:05.661	63.80	21
12	2	CHRISTO. LEVASSEUR D2	14	17.336	0.017	1:05.934	63.79	20
13	3	QUENTIN VERMEULEN D2	13	1 Tour	1 Tour	1:06.495	57.64	19

#### Historique des temps

Kart	Pilote	1	2	3	4	5	6	7	8	9	10	Moy.
11	ROMAIN HUBERT D	1:09.203	1:09.654	1:09.373	1:05.618	1:05.960	1:06.285	1:05.753	1:06.328	1:05.781	1:05.308	1:06.475
		1:05.345	1:05.406	1:05.508	<b>1:05.134</b>							
10	NICOLAS QUIBEL D	1:08.481	1:08.974	1:09.191	1:06.428	1:06.513	1:06.113	1:05.765	1:07.370	1:06.051	1:05.599	1:06.663
		1:06.040	1:05.779	<b>1:05.403</b>	1:05.581							
18	ALEXANDRE JOUAN	1:09.565	1:09.494	1:09.676	1:06.081	1:07.162	1:06.070	1:05.692	<b>1:05.295</b>	1:05.609	1:05.815	1:06.687
		1:06.007	1:05.735	1:05.747	1:05.680							
4	FREDERIC GOUBET	1:09.623	1:09.254	1:09.981	1:07.381	1:06.256	1:06.465	1:06.363	1:06.684	1:05.846	<b>1:05.291</b>	1:06.855
		1:05.801	1:05.608	1:05.482	1:05.940							
16	FLORENT MOREAU	1:08.913	1:09.730	1:09.831	1:06.763	1:07.015	1:06.603	1:06.276	1:07.557	1:06.280	1:06.558	1:07.280
		1:06.629	<b>1:06.225</b>	1:06.655	1:06.885							
5	DAVID HEMERY D1	1:13.433	1:09.684	1:08.859	1:06.753	1:06.167	1:09.404	1:06.401	1:06.394	1:05.473	<b>1:05.236</b>	1:07.381
		1:05.863	1:07.268	1:06.691	1:05.713							
17	LOÏC BLAISE D1	1:10.395	1:09.053	1:10.497	1:06.331	1:07.637	1:06.394	1:07.503	1:06.167	1:06.880	1:06.011	1:07.408
		1:05.962	1:07.656	1:07.393	<b>1:05.839</b>							
20	JULIEN-P. LEMONNII	1:10.859	1:08.848	1:10.183	1:06.569	1:07.376	1:08.196	1:06.735	1:08.626	1:06.141	1:06.409	1:07.563
		1:05.624	<b>1:05.556</b>	1:07.970	1:06.796							
1	WILFRIED HINFRAY	1:11.788	1:09.059	1:09.708	1:06.632	1:06.563	1:07.949	1:06.813	1:06.187	1:06.219	1:07.097	1:07.594
		<b>1:05.904</b>	1:06.745	1:07.967	1:07.685							
8	DAVID LEBLED D1	1:12.097	1:09.059	1:09.544	1:06.564	1:07.068	1:06.633	1:10.326	1:06.959	1:06.222	1:06.121	1:07.698
		1:06.747	<b>1:05.990</b>	1:06.764	1:07.684							
19	VALENTIN DAVID D:	1:12.678	1:09.133	1:09.489	1:06.828	1:06.494	1:09.296	1:07.281	1:06.675	1:06.440	1:05.938	1:07.656
		1:07.292	<b>1:05.661</b>	1:06.702	1:07.283							
2	CHRISTO. LEVASSEI	1:13.254	1:09.871	1:09.877	1:06.435	1:06.235	1:07.289	1:06.845	1:06.010	1:07.405	<b>1:05.934</b>	1:07.653
		1:06.582	1:05.997	1:07.851	1:07.559							
3	QUENTIN VERMEULI	1:13.728	2:39.916	1:08.063	1:07.199	1:07.783	1:07.058	1:07.162	1:06.887	1:07.651	<b>1:06.495</b>	1:14.860
		1:07.242	1:07.275	1:06.722								