



TLK

resultats


Chronos

14/01/2023 - 14:16

Cl't	Kart	Pilote	Ecart	Meilleur Tour	Tours
1	14	JEREMY B		1:24.895	5
2	27	DAVID C	0.055	1:24.950	5
3	17	JULIEN PIERRE L	1.422	1:26.317	5
4	9	DAVID LE	1.767	1:26.662	5
5	25	FABIEN V	1.848	1:26.743	5
6	2	NICOLAS Q	1.906	1:26.801	5
7	16	JEAN FRANCOIS T	1.985	1:26.880	5
8	26	CHRISTOPHE L	2.296	1:27.191	5
9	23	MICKAEL G	2.452	1:27.347	5
10	33	WILFRIED H	2.642	1:27.537	5
11	12	ROMAIN H	2.723	1:27.618	5
12	31	GUILLAUME L	2.804	1:27.699	4
13	3	ALEXANDRE J	2.900	1:27.795	5
14	29	TONY L	3.090	1:27.985	5
15	21	FLORENT M	3.449	1:28.344	5
16	36	FABRICE T	3.559	1:28.454	5
17	4	THOMAS R	3.878	1:28.773	5
18	22	XAVIER M	7.206	1:32.101	4
19	34	FRANCIS M	7.367	1:32.262	4
20	30	DOMINIQUE L	9.077	1:33.972	4
21	7	PIERRE A	9.095	1:33.990	4
22	5	LEANDRE Y	9.095	1:33.990	4
23	20	DAVID LU	9.445	1:34.340	4
24	15	ANTHONY H	13.863	1:38.758	4
25	28	YOHANN B	24.350	1:49.245	4

Historique des temps

Kart	Pilote	1	2	3	4	5	6	7	8	9	10	Moy.
14	JEREMY B	-	1:27.286	1:26.375	1:24.895	1:25.147						1:25.925
27	DAVID C	-	1:27.636	1:25.479	1:26.140	1:24.950						1:26.051
17	JULIEN PIERRE L	-	1:30.179	1:26.626	1:27.020	1:26.317						1:27.535
9	DAVID LE	-	1:26.927	1:27.198	1:31.368	1:26.662						1:28.038
25	FABIEN V	-	1:27.971	1:27.117	1:26.743	1:28.717						1:27.637
2	NICOLAS Q	-	1:28.533	1:28.121	1:26.801	1:27.243						1:27.674
16	JEAN FRANCOIS T	-	1:29.640	1:28.196	1:27.230	1:26.880						1:27.986
26	CHRISTOPHE L	-	1:30.568	1:28.951	1:27.191	1:28.570						1:28.820
23	MICKAEL G	-	1:30.139	1:28.823	1:27.347	1:32.524						1:29.708
33	WILFRIED H	-	1:30.866	1:28.371	1:27.537	1:28.297						1:28.767
12	ROMAIN H	-	1:28.633	1:27.997	1:27.618	1:27.963						1:28.052
31	GUILLAUME L	-	1:29.080	1:27.716	1:27.699							1:28.165
3	ALEXANDRE J	-	1:29.142	1:29.425	1:28.332	1:27.795						1:28.673
29	TONY L	-	1:31.522	1:29.799	1:29.504	1:27.985						1:29.702
21	FLORENT M	-	1:29.225	1:28.344	1:29.028	1:28.738						1:28.833
36	FABRICE T	-	1:29.713	1:28.887	1:29.291	1:28.454						1:29.086
4	THOMAS R	-	1:34.263	1:29.539	1:30.436	1:28.773						1:30.752
22	XAVIER M	-	1:35.901	1:32.291	1:32.101							1:33.431
34	FRANCIS M	-	1:36.314	1:33.418	1:32.262							1:33.998
30	DOMINIQUE L	-	1:34.411	1:33.972	1:34.048							1:34.143



TLK

resultats

Kart	Pilote	1	2	3	4	5	6	7	8	9	10	Moy.
7	PIERRE A	-	1:35.691	1:33.990	1:34.502							1:34.727
5	LEANDRE Y	-	1:35.553	1:33.990	1:34.934							1:34.825
20	DAVID LU	-	1:36.446	1:36.079	1:34.340							1:35.621
15	ANTHONY H	-	1:41.193	1:43.281	1:38.758							1:41.077
28	YOHANN B	-	1:57.359	1:52.203	1:49.245							1:52.935



TLK

resultats

MANCHE 1

14/01/2023 - 14:27

Clt	Kart	Pilote	Tours	Ecart	Interv.	Meilleur Tour	km/h	Stands
1	14	JEREMY B	14			1:23.266	47.71	
2	27	DAVID C	14	12.712	12.712	1:24.677	47.24	
3	2	NICOLAS Q	14	25.425	12.713	1:24.630	46.77	
4	9	DAVID LE	14	25.985	0.560	1:25.275	46.75	
5	16	JEAN FRANCOIS T	14	34.768	8.783	1:25.242	46.44	
6	12	ROMAIN H	14	35.055	0.287	1:24.787	46.43	
7	31	GUILLAUME L	14	35.143	0.088	1:25.776	46.42	
8	25	FABIEN V	14	35.642	0.499	1:25.157	46.41	
9	23	MICKAEL G	14	36.411	0.769	1:25.494	46.38	
10	17	JULIEN PIERRE L	14	36.791	0.380	1:25.660	46.37	
11	33	WILFRIED H	14	39.482	2.691	1:25.731	46.27	
12	3	ALEXANDRE J	14	42.194	2.712	1:25.692	46.17	
13	21	FLORENT M	14	42.678	0.484	1:25.722	46.16	
14	29	TONY L	14	47.132	4.454	1:26.231	46.00	
15	36	FABRICE T	14	48.597	1.465	1:26.450	45.95	
16	4	THOMAS R	14	55.694	7.097	1:25.989	45.70	
17	22	XAVIER M	14	1:12.777	17.083	1:27.746	45.12	
18	26	CHRISTOPHE L	14	1:14.128	1.351	1:26.035	45.08	
19	7	PIERRE A	13	1 Tour	1 Tour	1:27.943	44.13	
20	5	LEANDRE Y	13	1 Tour	5.935	1:28.965	43.93	
21	20	DAVID LU	13	1 Tour	15.225	1:29.898	43.41	
22	30	DOMINIQUE L	13	1 Tour	1.548	1:30.852	43.36	
23	34	FRANCIS M	13	1 Tour	0.949	1:28.617	43.33	
24	15	ANTHONY H	13	1 Tour	0.674	1:29.689	43.30	
25	28	YOHANN B	12	2 Tours	1 Tour	1:32.381	41.10	

Historique des temps

Kart	Pilote	1	2	3	4	5	6	7	8	9	10	Moy.
14	JEREMY B	1:24.381	1:24.156	1:23.837	1:23.748	1:24.040	1:24.561	1:24.027	1:23.795	1:23.710	1:26.071	1:24.424
		1:23.266	1:26.294	1:25.220	1:24.842							
27	DAVID C	1:25.621	1:25.155	1:25.218	1:25.164	1:24.866	1:25.296	1:25.382	1:24.902	1:24.677	1:24.679	1:25.158
		1:25.062	1:26.193	1:25.292	1:24.717							
2	NICOLAS Q	1:26.208	1:26.164	1:26.085	1:25.935	1:26.830	1:26.057	1:25.642	1:26.595	1:24.630	1:24.996	1:25.914
		1:24.766	1:25.487	1:25.550	1:27.858							
9	DAVID LE	1:26.284	1:26.163	1:26.331	1:26.126	1:26.365	1:25.400	1:25.415	1:26.088	1:25.627	1:25.489	1:26.026
		1:25.275	1:25.388	1:25.847	1:28.573							
16	JEAN FRANCOIS T	1:27.115	1:26.646	1:26.599	1:26.675	1:26.051	1:26.066	1:26.525	1:25.841	1:25.242	1:28.717	1:26.525
		1:26.424	1:26.048	1:25.839	1:27.566							
12	ROMAIN H	1:26.478	1:25.987	1:26.255	1:25.980	1:26.533	1:25.832	1:26.212	1:27.271	1:26.460	1:24.787	1:26.356
		1:27.865	1:26.380	1:25.203	1:27.747							
31	GUILLAUME L	1:26.562	1:26.226	1:25.776	1:26.458	1:26.382	1:25.969	1:26.283	1:27.402	1:26.924	1:25.789	1:26.398
		1:26.531	1:26.711	1:26.149	1:26.418							
25	FABIEN V	1:26.190	1:26.180	1:32.093	1:25.157	1:25.676	1:25.869	1:26.233	1:27.094	1:25.631	1:27.299	1:26.660
		1:26.525	1:26.638	1:26.610	1:26.055							
23	MICKAEL G	1:28.088	1:26.210	1:26.797	1:25.806	1:25.494	1:25.791	1:26.147	1:27.526	1:26.284	1:25.975	1:26.461
		1:26.478	1:27.006	1:25.553	1:27.307							
17	JULIEN PIERRE L	1:26.269	1:26.359	1:26.140	1:26.131	1:27.662	1:25.660	1:26.117	1:27.242	1:25.826	1:26.113	1:26.831
		1:30.938	1:26.341	1:26.393	1:28.451							



TLK

resultats

Kart	Pilote	1	2	3	4	5	6	7	8	9	10	Moy.
33	WILFRIED H	1:28.419 1:26.061	1:27.047 1:25.731	1:27.246 1:26.374	1:26.933 1:26.167	1:26.907	1:27.050	1:26.847	1:27.065	1:25.823	1:26.030	1:26.692
3	ALEXANDRE J	1:27.195 1:26.359	1:27.183 1:26.572	1:27.907 1:26.523	1:26.403 1:27.218	1:26.717	1:26.754	1:26.742	1:26.998	1:25.692	1:26.172	1:26.745
21	FLORENT M	1:27.569 1:26.162	1:26.988 1:26.793	1:27.372 1:26.221	1:26.977 1:27.588	1:26.767	1:26.911	1:26.779	1:27.745	1:25.722	1:26.217	1:26.843
29	TONY L	1:28.790 1:26.663	1:28.171 1:26.231	1:27.471 1:26.779	1:27.772 1:26.599	1:26.724	1:26.599	1:26.920	1:26.564	1:27.085	1:27.026	1:27.099
36	FABRICE T	1:28.773 1:27.072	1:28.001 1:26.633	1:27.704 1:26.450	1:27.646 1:26.599	1:27.195	1:26.465	1:26.875	1:26.671	1:27.153	1:26.478	1:27.122
4	THOMAS R	1:28.889 1:26.145	1:28.359 1:25.989	1:27.920 1:26.162	1:27.843 1:26.431	1:31.502	1:27.019	1:27.306	1:28.685	1:27.092	1:27.314	1:27.618
22	XAVIER M	1:30.803 1:27.746	1:29.483 1:27.816	1:29.563 1:28.309	1:28.771 1:28.089	1:28.991	1:28.056	1:28.819	1:29.992	1:28.380	1:28.133	1:28.782
26	CHRISTOPHE L	1:27.193 1:26.465	1:27.721 1:27.194	1:27.614 1:26.755	1:27.106 1:26.035	1:26.601	1:26.271	1:26.720	1:56.337	1:26.563	1:30.337	1:29.208
7	PIERRE A	1:33.587 1:28.986	1:30.611 1:29.960	1:32.219 1:28.035	1:30.620	1:31.048	1:29.697	1:29.944	1:30.865	1:28.897	1:27.943	1:30.185
5	LEANDRE Y	1:31.592 1:29.755	1:30.706 1:29.387	1:32.034 1:30.244	1:32.829	1:31.940	1:30.838	1:30.152	1:30.312	1:29.898	1:28.965	1:30.665
20	DAVID LU	1:33.519 1:30.102	1:34.679 1:30.227	1:32.468 1:29.898	1:32.229	1:32.333	1:30.881	1:31.138	1:31.790	1:31.302	1:30.930	1:31.653
30	DOMINIQUE L	1:35.315 1:31.195	1:32.546 1:31.803	1:31.762 1:30.852	1:34.213	1:31.253	1:31.185	1:31.863	1:31.485	1:31.614	1:31.256	1:32.026
34	FRANCIS M	1:38.538 1:29.942	1:35.451 1:31.060	1:32.569 1:29.644	1:31.408	1:31.843	1:30.996	1:30.972	1:28.617	1:35.174	1:32.122	1:32.179
15	ANTHONY H	1:34.194 1:30.015	1:33.928 1:29.689	1:32.791 1:31.892	1:31.662	1:32.966	1:32.165	1:30.482	1:30.665	1:31.411	1:32.064	1:31.840
28	YOHANN B	1:38.345 1:33.248	1:37.000 1:32.381	1:36.371	1:36.273	1:36.015	1:36.573	1:46.389	1:35.030	1:33.905	1:33.102	1:36.219



TLK

resultats


MANCHE 2

14/01/2023 - 15:26

Clt	Kart	Pilote	Tours	Ecart	Interv.	Meilleur Tour	km/h	Stands
1	9	JEREMY B	14			1:22.501	48.23	
2	21	ROMAIN H	14	10.171	10.171	1:23.558	47.84	
3	7	DAVID C	14	18.834	8.663	1:23.037	47.52	
4	28	GUILLAUME L	14	20.212	1.378	1:23.750	47.47	
5	5	FABIEN V	14	27.159	6.947	1:23.641	47.21	
6	31	JEAN FRANCOIS T	14	28.225	1.066	1:24.712	47.17	
7	26	DAVID LE	14	28.735	0.510	1:24.608	47.15	
8	16	WILFRIED H	14	30.951	2.216	1:24.869	47.07	
9	34	JULIEN PIERRE L	14	31.007	0.056	1:24.367	47.07	
10	4	ALEXANDRE J	14	31.587	0.580	1:24.669	47.05	
11	27	FLORENT M	14	31.770	0.183	1:24.654	47.04	
12	30	TONY L	14	32.293	0.523	1:24.557	47.02	
13	3	CHRISTOPHE L	14	32.698	0.405	1:24.519	47.01	
14	12	THOMAS R	14	46.512	13.814	1:25.290	46.51	
15	25	MICKAEL G	14	47.242	0.730	1:24.723	46.48	
16	22	FABRICE T	14	1:01.716	14.474	1:25.873	45.97	
17	20	XAVIER M	14	1:03.069	1.353	1:25.757	45.92	
18	33	PIERRE A	14	1:06.436	3.367	1:26.182	45.80	
19	15	DAVID LU	14	1:13.139	6.703	1:26.363	45.57	
20	2	LEANDRE Y	14	1:16.205	3.066	1:27.069	45.47	
21	14	ANTHONY H	14	1:18.729	2.524	1:27.152	45.38	
22	23	FRANCIS M	13	1 Tour	1 Tour	1:27.118	44.55	
23	29	YOHANN B	13	1 Tour	53.008	1:31.229	42.75	
24	17	NICOLAS Q	12	2 Tours	1 Tour	1:25.548	41.16	

Historique des temps


Kart	Pilote	1	2	3	4	5	6	7	8	9	10	Moy.
9	JEREMY B	1:26.380	1:22.707	1:23.754	1:23.369	1:22.501	1:22.788	1:22.572	1:23.369	1:22.877	1:23.223	1:23.362
		1:23.467	1:23.091	1:23.031	1:23.942							
21	ROMAIN H	1:26.500	1:24.244	1:23.718	1:24.626	1:23.808	1:23.939	1:23.851	1:24.134	1:24.571	1:23.763	1:24.224
		1:24.696	1:23.982	1:23.757	1:23.558							
7	DAVID C	1:26.498	1:24.672	1:23.650	1:23.395	1:23.037	1:23.259	1:23.048	1:23.729	1:24.377	1:23.905	1:23.842
		1:23.502	1:23.459	1:23.691	1:23.572							
28	GUILLAUME L	1:26.335	1:25.564	1:24.203	1:24.117	1:26.358	1:25.094	1:23.894	1:24.505	1:23.784	1:24.288	1:24.671
		1:23.789	1:23.750	1:24.350	1:25.374							
5	FABIEN V	1:27.165	1:25.365	1:25.332	1:25.621	1:23.835	1:24.050	1:23.641	1:24.791	1:26.812	1:23.824	1:24.904
		1:24.098	1:24.699	1:25.365	1:24.063							
31	JEAN FRANCOIS T	1:26.946	1:25.161	1:24.712	1:25.652	1:26.434	1:25.877	1:25.055	1:25.245	1:24.937	1:25.147	1:25.425
		1:24.741	1:25.219	1:25.512	1:25.322							
26	DAVID LE	1:27.221	1:25.210	1:25.266	1:25.265	1:25.231	1:25.771	1:25.123	1:25.531	1:24.695	1:25.550	1:25.381
		1:24.608	1:25.483	1:25.566	1:24.819							
16	WILFRIED H	1:26.300	1:25.610	1:25.390	1:25.176	1:24.940	1:24.915	1:24.869	1:25.311	1:25.100	1:25.248	1:25.249
		1:25.532	1:25.077	1:24.906	1:25.116							
34	JULIEN PIERRE L	1:26.404	1:25.269	1:24.769	1:24.878	1:24.367	1:25.847	1:25.025	1:25.837	1:24.629	1:25.063	1:25.337
		1:25.109	1:25.192	1:27.258	1:25.082							
4	ALEXANDRE J	1:26.392	1:25.545	1:25.406	1:25.875	1:24.669	1:25.238	1:25.101	1:24.837	1:24.736	1:25.128	1:25.286
		1:25.532	1:25.026	1:25.286	1:25.241							
27	FLORENT M	1:26.922	1:25.302	1:25.482	1:25.848	1:24.822	1:24.654	1:25.129	1:25.301	1:24.660	1:25.170	1:25.270



TLK

resultats

Kart	Pilote	1	2	3	4	5	6	7	8	9	10	Moy.
		1:25.153	1:24.802	1:25.358	1:25.179							
30	TONY L	1:26.936	1:25.552	1:25.296	1:26.521	1:24.721	1:24.729	1:24.977	1:25.603	1:24.683	1:25.176	1:25.285
		1:25.398	1:24.557	1:24.622	1:25.219							
3	CHRISTOPHE L	1:27.818	1:25.032	1:25.126	1:26.299	1:24.728	1:24.755	1:25.340	1:25.320	1:24.940	1:24.810	1:25.289
		1:25.505	1:24.606	1:24.519	1:25.250							
12	THOMAS R	1:29.936	1:26.828	1:26.493	1:26.630	1:25.932	1:26.214	1:25.883	1:26.608	1:25.290	1:25.361	1:26.196
		1:25.385	1:25.417	1:25.415	1:25.361							
25	MICKAEL G	1:26.629	1:24.779	1:25.675	1:25.417	1:24.922	1:25.162	1:25.016	1:42.357	1:25.075	1:26.095	1:26.527
		1:25.147	1:24.723	1:25.253	1:25.130							
22	FABRICE T	1:29.053	1:27.721	1:26.216	1:26.781	1:27.880	1:26.617	1:25.873	1:26.948	1:26.693	1:26.714	1:27.206
		1:27.028	1:26.674	1:26.465	1:30.231							
20	XAVIER M	1:29.376	1:27.266	1:26.730	1:26.696	1:28.566	1:25.757	1:26.735	1:26.431	1:26.624	1:26.519	1:27.418
		1:26.160	1:25.770	1:25.909	1:35.324							
33	PIERRE A	1:30.014	1:27.527	1:28.109	1:27.090	1:26.856	1:26.681	1:26.948	1:28.482	1:26.837	1:27.414	1:27.464
		1:27.029	1:26.182	1:26.515	1:28.825							
15	DAVID LU	1:31.093	1:27.897	1:28.559	1:28.121	1:28.017	1:26.363	1:27.144	1:28.542	1:27.974	1:27.666	1:27.841
		1:27.072	1:27.006	1:27.506	1:26.821							
2	LEANDRE Y	1:29.913	1:27.954	1:28.432	1:28.911	1:27.978	1:27.608	1:28.170	1:28.515	1:28.202	1:28.457	1:28.224
		1:27.069	1:28.113	1:27.565	1:28.254							
14	ANTHONY H	1:32.008	1:28.951	1:28.145	1:28.510	1:28.136	1:28.009	1:27.720	1:27.530	1:27.473	1:27.222	1:28.132
		1:27.663	1:27.527	1:27.811	1:27.152							
23	FRANCIS M	1:30.989	1:28.046	1:28.232	1:33.772	1:27.118	1:27.824	1:27.769	1:36.022	1:28.585	1:30.040	1:29.516
		1:27.778	1:28.682	1:28.857								
29	YOHANN B	1:36.531	1:32.861	1:32.776	1:32.158	1:31.855	1:31.809	1:31.731	1:35.268	1:31.261	1:33.706	1:32.917
		1:31.229	1:31.582	1:35.164								
17	NICOLAS Q	1:28.936	1:26.286	1:26.142	1:26.346	1:25.783	1:25.773	1:25.548	1:25.671	1:26.144	1:27.183	1:26.303
		1:25.823	1:26.011									



TLK

resultats


MANCHE 3

14/01/2023 - 16:19

Clt	Kart	Pilote	Tours	Ecart	Interv.	Meilleur Tour	km/h	Stands
1	31	JEREMY B	14			1:21.799	48.52	
2	12	DAVID C	14	13.797	13.797	1:23.250	47.99	
3	7	JULIEN PIERRE L	14	13.998	0.201	1:22.648	47.98	
4	5	GUILLAUME L	14	15.009	1.011	1:23.005	47.95	
5	22	FABIEN V	14	17.415	2.406	1:23.109	47.85	
6	25	ROMAIN H	14	21.928	4.513	1:23.605	47.68	
7	33	DAVID LE	14	28.679	6.751	1:24.098	47.43	
8	36	JEAN FRANCOIS T	14	31.487	2.808	1:24.353	47.33	
9	20	FLORENT M	14	31.732	0.245	1:24.058	47.32	
10	27	NICOLAS Q	14	32.053	0.321	1:23.267	47.31	
11	14	ALEXANDRE J	14	33.017	0.964	1:24.070	47.27	
12	23	CHRISTOPHE L	14	34.102	1.085	1:24.150	47.23	
13	17	WILFRIED H	14	35.716	1.614	1:24.208	47.17	
14	9	THOMAS R	14	40.732	5.016	1:24.817	46.99	
15	16	TONY L	14	41.168	0.436	1:24.503	46.97	
16	30	FABRICE T	14	43.429	2.261	1:24.883	46.89	
17	26	PIERRE A	14	57.438	14.009	1:25.416	46.39	
18	2	XAVIER M	14	59.300	1.862	1:25.203	46.32	
19	28	DAVID LU	14	1:08.595	9.295	1:25.827	45.99	
20	4	LEANDRE Y	14	1:14.894	6.299	1:26.160	45.77	
21	34	FRANCIS M	14	1:17.615	2.721	1:25.792	45.68	
22	29	ANTHONY H	13	1 Tour	1 Tour	1:25.768	44.61	
23	21	YOHANN B	13	1 Tour	22.819	1:28.769	43.81	
24	3	MICKAEL G	4	10 Tours	9 Tours	1:24.210	38.75	1

Historique des temps

Kart	Pilote	1	2	3	4	5	6	7	8	9	10	Moy.
31	JEREMY B	1:24.000	1:24.109	1:22.206	1:22.902	1:22.211	1:24.892	1:22.625	1:22.167	1:22.486	1:21.911	1:22.722
		1:22.127	1:22.122	1:21.799	1:22.564							
12	DAVID C	1:23.940	1:23.593	1:23.534	1:23.906	1:24.326	1:24.515	1:23.400	1:23.250	1:24.121	1:23.724	1:23.793
		1:23.438	1:23.748	1:23.498	1:24.115							
7	JULIEN PIERRE L	1:23.929	1:24.055	1:24.591	1:24.455	1:22.978	1:25.452	1:23.204	1:23.139	1:23.243	1:23.438	1:23.605
		1:22.849	1:23.263	1:22.648	1:23.227							
5	GUILLAUME L	1:24.052	1:24.860	1:24.723	1:23.588	1:23.430	1:24.488	1:23.005	1:23.334	1:23.117	1:23.486	1:23.761
		1:23.514	1:24.851	1:23.181	1:23.027							
22	FABIEN V	1:24.097	1:25.259	1:24.801	1:23.517	1:24.059	1:24.718	1:23.298	1:23.510	1:23.248	1:23.450	1:23.979
		1:23.109	1:25.287	1:23.673	1:23.693							
25	ROMAIN H	1:24.586	1:24.101	1:24.459	1:24.861	1:23.998	1:25.154	1:24.002	1:23.605	1:23.791	1:23.927	1:24.119
		1:23.653	1:23.802	1:24.050	1:23.689							
33	DAVID LE	1:24.432	1:24.695	1:24.328	1:25.373	1:25.142	1:25.089	1:24.420	1:25.214	1:25.031	1:25.125	1:24.678
		1:24.189	1:24.098	1:24.259	1:24.104							
36	JEAN FRANCOIS T	1:25.143	1:25.015	1:25.310	1:25.475	1:24.721	1:25.169	1:25.088	1:25.268	1:25.055	1:24.889	1:25.078
		1:24.353	1:25.020	1:24.552	1:26.045							
20	FLORENT M	1:24.058	1:24.606	1:24.743	1:25.096	1:25.235	1:25.055	1:24.267	1:25.234	1:25.365	1:24.774	1:24.847
		1:24.674	1:24.216	1:24.449	1:26.088							
27	NICOLAS Q	1:24.469	1:24.691	1:24.264	1:24.113	1:24.543	1:25.435	1:23.267	1:24.249	1:23.782	1:23.696	1:24.180
		1:24.364	1:23.558	1:23.730	1:24.364							
14	ALEXANDRE J	1:25.114	1:24.763	1:24.752	1:24.303	1:24.583	1:25.285	1:25.097	1:24.886	1:24.766	1:24.389	1:24.867



TLK

resultats

Kart	Pilote	1	2	3	4	5	6	7	8	9	10	Moy.
		1:24.784	1:24.777	1:24.070	1:26.582							
23	CHRISTOPHE L	1:24.984	1:24.864	1:24.880	1:24.848	1:25.317	1:25.350	1:24.707	1:24.395	1:24.450	1:24.425	1:24.864
		1:24.150	1:24.200	1:24.753	1:26.786							
17	WILFRIED H	1:25.628	1:24.830	1:24.752	1:24.639	1:25.165	1:25.379	1:24.810	1:24.557	1:24.560	1:24.399	1:24.945
		1:25.891	1:24.599	1:24.208	1:25.824							
9	THOMAS R	1:25.429	1:25.455	1:25.287	1:26.294	1:24.817	1:25.507	1:24.846	1:25.233	1:24.886	1:25.577	1:25.273
		1:25.357	1:25.036	1:25.243	1:24.864							
16	TONY L	1:25.839	1:25.165	1:25.731	1:25.338	1:25.840	1:26.821	1:24.727	1:24.997	1:24.635	1:24.879	1:25.252
		1:24.503	1:25.093	1:24.902	1:25.061							
30	FABRICE T	1:26.295	1:25.183	1:25.507	1:25.472	1:25.599	1:26.839	1:25.065	1:24.907	1:24.909	1:24.992	1:25.375
		1:25.123	1:24.883	1:24.998	1:25.487							
26	PIERRE A	1:27.016	1:26.323	1:26.587	1:25.951	1:26.145	1:28.177	1:26.050	1:25.416	1:25.847	1:25.989	1:26.309
		1:25.740	1:26.224	1:26.585	1:26.284							
2	XAVIER M	1:27.020	1:28.004	1:25.916	1:26.145	1:25.875	1:29.108	1:26.230	1:26.265	1:26.701	1:25.203	1:26.462
		1:26.000	1:25.854	1:25.912	1:26.244							
28	DAVID LU	1:27.652	1:27.148	1:26.374	1:26.989	1:26.881	1:28.434	1:26.393	1:27.008	1:26.122	1:25.827	1:26.968
		1:26.532	1:29.235	1:26.147	1:26.815							
4	LEANDRE Y	1:27.780	1:27.053	1:26.569	1:26.959	1:28.322	1:30.234	1:27.652	1:27.679	1:27.686	1:27.682	1:27.510
		1:26.985	1:26.160	1:26.566	1:27.817							
34	FRANCIS M	1:27.620	1:26.440	1:27.135	1:25.867	1:27.614	1:35.559	1:27.856	1:25.792	1:28.333	1:25.802	1:27.376
		1:26.564	1:26.302	1:26.282	1:26.110							
29	ANTHONY H	1:31.360	1:31.439	1:33.312	1:30.217	1:31.294	1:29.084	1:32.934	1:28.048	1:27.040	1:26.013	1:29.135
		1:25.940	1:25.768	1:26.317								
21	YOHANN B	1:30.517	1:31.148	1:33.148	1:30.951	1:30.835	1:29.176	1:32.250	1:32.299	1:28.769	1:29.415	1:30.857
		1:28.974	1:29.371	1:34.295								
3	MICKAEL G	1:25.364	1:25.309	1:24.210	1:24.630							1:24.878