


24 HEURES - Q1 LIBRES - sport 390

17/09/2022 - 10:00


Clt	Kart	Equipe	Meilleur Tour	Ecart	Tours	km/h	Clt	Kart	Equipe	Meilleur Tour	Ecart	Tours	km/h
1	23	LES SOTTEVILLAIS	1:09.397		20	62.25	21	3	QUINN KART	1:11.437	2.040	20	60.47
2	34	ORKA RACING	1:09.662	0.265	23	62.01	22	2	DIX DE DER	1:11.444	2.047	21	60.47
3	15	NTK 1	1:09.760	0.363	23	61.93	23	10	NTK 2	1:11.474	2.077	24	60.44
4	7	ARNAGE RACING TE	1:09.853	0.456	22	61.84	24	29	TEAM SVI	1:11.516	2.119	21	60.41
5	18	INFINYTEAM	1:09.862	0.465	24	61.84	25	20	LA FINE EQUIPE	1:11.577	2.180	22	60.35
6	9	TEAM NOLLET	1:09.958	0.561	20	61.75	26	26	TEAM DRIVER FILLE	1:11.882	2.485	20	60.10
7	16	INAZUMA	1:10.160	0.763	21	61.57	27	32	TEAM KART HEROE	1:11.944	2.547	20	60.05
8	8	ORKA LION	1:10.234	0.837	21	61.51	28	30	ESME RACING TEAM	1:12.728	3.331	18	59.40
9	35	BROUETTE TEAM	1:10.255	0.858	24	61.49	29	6	TL KENYA	1:13.342	3.945	21	58.90
10	4	TL KROCODILE	1:10.291	0.894	21	61.46	30	28	LES LAITIERES	1:14.138	4.741	20	58.27
11	22	TEAM KART LDI	1:10.522	1.125	21	61.26	31	19	TEAM DRIVER GARC	1:15.736	6.339	19	57.04
12	24	CAP FINANCES	1:10.633	1.236	24	61.16	32						
13	25	ORKA COOL	1:10.644	1.247	22	61.15	33						
14	17	TEAM BOUTIQUE EF	1:10.785	1.388	22	61.03	34						
15	31	MATHILDE RACING	1:11.015	1.618	22	60.83	35						
16	5	GAZIER RACING	1:11.171	1.774	23	60.70	36						
17	21	POUET POUET 4.0	1:11.181	1.784	19	60.69	37						
18	33	SAFA' TROPVITE	1:11.211	1.814	23	60.66	38						
19	11	TIGRES LUNERAY K	1:11.237	1.840	21	60.64	39						
20	14	GET 51	1:11.298	1.901	23	60.59	40						

Historique des temps


Kart	Equipe	1	2	3	4	5	6	7	8	9	10	Moy.
23	LES SOTTEVILLAIS	-	1:19.525	1:14.511	1:12.592	1:08.694	2:29.884	1:12.347	1:11.825	1:20.070	2:17.690	1:14.309
		1:09.917	1:10.864	1:09.397	1:06.073	3:21.185	1:17.082	1:19.195	1:17.466	1:16.987	1:17.945	
34	ORKA RACING	-	1:35.448	2:12.234	1:11.675	1:11.410	1:10.704	1:10.971	1:10.412	1:11.982	1:10.038	1:11.728
		1:09.855	1:12.129	1:19.646	2:33.992	1:10.591	1:09.662	1:09.738	1:10.248	1:26.277	1:13.776	
		1:09.933	1:09.984	1:15.301								
15	NTK 1	-	1:17.864	1:13.421	1:11.742	1:11.011	1:10.583	1:10.455	1:10.193	1:31.733	2:24.867	1:11.095
		1:10.462	1:10.585	1:10.389	1:10.074	1:10.045	1:09.776	1:09.760	1:07.977	2:30.286	1:10.688	
		1:10.820	1:10.762	1:08.319								
7	ARNAGE RACING TE	-	1:34.172	2:27.765	1:12.200	1:11.038	1:10.129	1:10.829	1:10.048	1:19.238	3:00.591	1:10.509



Kart	Equipe	1	2	3	4	5	6	7	8	9	10	Moy.
		1:10.891	1:10.486	1:10.816	1:10.077	1:10.420	1:10.394	1:07.643	2:31.853	1:10.221	1:10.218	
		1:10.023	1:09.853									
18	INFINYTEAM	-	1:17.227	1:13.904	1:11.926	1:10.953	1:10.744	1:10.736	1:10.601	1:34.697	42.960	1:11.401
		1:10.966	1:11.150	1:10.218	1:09.862	1:10.621	1:09.626	3:07.587	1:10.779	1:10.760	1:10.830	
		1:11.107	1:10.399	1:12.650	1:11.186							
9	TEAM NOLLET	-	2:29.062	1:11.036	1:11.616	1:10.778	1:06.788	2:39.826	1:10.872	1:11.291	1:09.958	1:10.760
		1:10.327	1:10.648	1:15.403	2:28.588	1:10.831	1:10.439	1:10.745	1:10.544	1:10.807	1:07.914	
16	INAZUMA	-	1:30.449	1:20.045	1:19.621	1:17.572	1:14.120	1:18.508	3:21.547	1:12.828	1:12.378	1:14.476
		1:12.146	1:19.245	2:38.257	1:11.237	1:10.549	1:10.160	1:10.527	1:10.314	1:07.570	2:31.185	
		1:10.730										
8	ORKA LION	-	1:16.776	1:14.701	1:14.390	1:13.447	2:48.476	1:12.825	1:11.301	1:11.070	1:11.361	1:12.173
		1:10.769	2:41.658	1:11.623	1:11.678	1:11.421	1:10.234	1:07.483	2:33.711	1:11.309	1:11.036	
		1:10.709										
35	BROUETTE TEAM	-	1:21.830	1:13.605	1:12.187	1:10.975	1:11.142	1:10.788	1:10.880	1:10.594	1:12.485	1:11.682
		1:10.959	1:10.255	1:07.013	2:37.946	1:10.710	1:11.133	1:11.351	1:10.264	1:10.489	1:10.853	
		1:10.587	1:10.305	1:12.263	1:09.794							
4	TL KROCODILE	-	1:44.642	2:22.048	1:13.327	1:11.178	1:10.442	1:30.244	2:58.333	1:11.533	1:11.294	1:11.280
		1:10.949	1:12.535	1:11.886	1:17.578	2:34.676	1:11.378	1:10.603	1:10.530	1:10.291	1:10.695	
		1:15.197										
22	TEAM KART LDI	-	1:39.682	2:19.813	1:12.207	1:11.937	1:11.859	1:13.014	1:28.968	2:43.958	1:11.859	1:11.555
		1:12.087	1:11.207	1:11.715	1:10.799	1:09.237	3:36.018	1:10.851	1:11.032	1:11.130	1:10.522	
		1:18.827										
24	CAP FINANCES	-	1:18.928	1:15.483	1:14.620	1:12.871	1:11.767	1:18.131	1:35.898	1:12.804	1:28.696	1:13.452
		1:13.793	1:10.886	1:11.179	1:11.648	1:10.780	1:10.795	1:20.436	1:08.187	1:11.398	2:17.226	
		1:11.216	1:11.504	1:11.088	1:10.633							
25	ORKA COOL	-	1:23.773	1:15.875	1:13.607	1:14.694	1:13.540	1:12.216	1:09.944	2:52.147	1:12.094	1:13.326
		1:12.478	1:11.473	1:12.149	1:18.662	1:11.187	1:17.130	3:37.100	1:11.080	1:10.963	1:11.238	
		1:10.878	1:10.644									
17	TEAM BOUTIQUE ER	-	1:24.496	1:15.432	1:13.893	1:13.381	1:13.797	1:13.791	1:12.413	1:13.481	1:09.120	1:13.363
		1:49.888	2:12.188	1:12.716	1:14.083	2:35.406	1:11.314	1:11.607	1:10.785	1:11.286	1:11.001	
		1:11.066	1:15.589									
31	MATHILDE RACING	-	1:42.377	1:25.579	1:19.996	1:19.878	1:18.910	1:17.936	1:40.838	2:51.433	1:16.038	1:17.335



Kart	Equipe	1	2	3	4	5	6	7	8	9	10	Moy.
		1:16.044	1:15.755	1:14.736	1:15.542	1:21.673	54.443	1:13.134	1:12.496	1:11.952	1:11.619	
		1:11.695	1:11.015									
5	GAZIER RACING	-	1:17.876	1:14.025	1:12.795	1:12.220	1:12.163	1:12.111	1:42.112	54.184	1:13.073	1:12.617
		1:13.206	1:12.253	1:13.022	1:11.769	1:11.262	1:07.941	3:06.055	1:12.553	1:11.664	1:11.171	
		1:12.020	1:11.316	1:14.793								
21	POUET POUET 4.0	-	1:24.608	1:17.327	1:17.799	1:19.754	4:19.526	1:15.869	1:15.166	1:12.692	1:14.460	1:16.030
		1:16.808	1:15.124	3:33.068	51.791	1:14.398	1:12.458	3:01.598	1:11.181	1:11.570		
33	SAFA' TROPVITE	-	1:27.092	1:16.859	1:15.551	1:14.219	1:13.301	1:13.384	1:13.224	1:12.668	2:28.488	1:14.012
		1:14.401	1:13.181	1:12.507	1:12.681	1:13.925	2:28.563	1:11.909	1:12.805	1:11.877	1:11.211	
		1:12.055	1:11.957	1:14.310								
11	TIGRES LUNERAY K.	-	2:05.626	32.739	1:13.728	1:12.702	1:11.591	1:11.718	1:11.589	1:12.213	1:10.118	1:13.218
		3:16.732	1:14.661	1:12.539	1:12.156	3:11.040	44.467	1:23.432	1:13.021	1:11.252	1:11.237	
		1:09.514										
14	GET 51	-	1:24.320	1:15.865	1:14.321	1:12.617	1:17.533	2:57.075	1:11.323	1:11.752	1:11.705	1:13.042
		1:07.363	3:05.747	1:12.749	1:12.042	1:12.280	1:12.287	1:12.481	1:11.798	1:12.079	1:11.874	
		1:11.826	1:12.155	1:11.298								
3	QUINN KART	-	1:16.646	1:14.934	1:13.070	1:11.733	1:06.585	2:53.483	1:15.173	1:14.538	1:17.030	1:14.259
		1:07.046	2:49.738	1:14.393	1:15.533	1:16.604	1:21.936	2:55.631	1:12.589	1:11.437	1:11.693	
2	DIX DE DER	-	1:15.366	1:14.448	1:13.669	1:13.219	1:12.865	1:12.672	1:13.668	1:15.380	2:47.012	1:13.344
		1:14.493	1:13.123	1:13.170	1:13.682	1:13.380	1:26.239	3:09.131	1:12.738	1:12.328	1:13.244	
		1:11.444										
10	NTK 2	-	1:28.440	1:21.860	1:15.120	1:13.218	1:14.106	1:13.672	1:12.648	1:35.634	42.023	1:15.284
		1:13.416	1:28.200	1:15.821	1:11.646	1:11.474	1:12.481	1:09.314	2:49.986	1:12.599	1:12.836	
		1:12.880	1:12.599	1:12.099	1:21.448							
29	TEAM SVI	-	1:27.559	1:19.849	1:18.820	1:13.713	3:14.453	1:15.157	1:13.569	1:13.012	2:55.817	1:16.182
		1:14.646	1:14.822	1:17.611	1:14.210	56.120	1:12.884	1:14.418	1:13.334	1:11.516	1:16.162	
		2:25.721										
20	LA FINE EQUIPE	-	1:21.120	1:14.148	1:14.366	1:12.728	1:12.363	1:12.059	1:11.587	1:11.577	1:06.392	1:13.987
		2:40.956	1:14.888	1:15.093	1:13.454	1:13.385	1:15.970	2:52.500	1:14.517	1:15.522	1:13.460	
		1:13.980	1:13.533									
26	TEAM DRIVER FILLE	-	1:20.935	1:10.339	1:00.200	1:15.954	1:13.886	1:13.684	2:44.074	1:15.330	2:48.754	1:15.809
		1:13.811	42.860	1:11.882	1:22.941	1:16.327	2:36.624	1:08.779	3:06.730	1:12.937	1:12.131	



Kart	Equipe	1	2	3	4	5	6	7	8	9	10	Moy.
32	TEAM KART HEROE	-	1:22.824	1:16.070	1:13.368	1:14.714	3:05.988	1:15.967	1:15.862	1:11.036	2:58.644	1:14.348
		1:12.990	1:12.452	1:12.248	1:13.281	1:09.891	3:08.160	1:13.155	1:13.560	1:12.804	1:11.944	
30	ESME RACING TEAM	-	1:23.878	1:16.352	1:14.682	1:10.017	2:59.157	1:15.034	1:14.617	1:13.457	1:21.933	1:15.596
		2:27.939	1:14.026	1:15.720	2:38.746	1:12.728	1:09.754	2:26.510	2:28.106			
6	TL KENYA	-	1:30.187	1:19.652	1:21.363	1:17.410	1:22.843	1:28.759	39.949	1:16.050	1:25.164	1:17.483
		1:15.804	1:13.470	1:13.470	1:14.008	1:13.342	1:13.941	3:38.306	1:13.592	1:14.943	1:14.732	
		1:13.698										
28	LES LAITIERS	-	1:31.770	1:23.431	1:20.005	1:16.852	1:55.459	1:18.322	1:16.344	1:20.224	2:37.438	1:22.277
		1:17.705	1:11.136	37.119	1:18.916	1:18.788	1:43.352	1:20.644	2:37.202	1:14.138	1:10.382	
19	TEAM DRIVER GARC	-	5:50.425	1:28.667	1:43.427	41.831	1:13.452	49.613	1:17.476	44.594	1:12.335	1:16.382
		37.667	1:14.144	2:58.945	48.032	1:17.606	1:15.804	1:12.016	2:24.673	1:15.736		